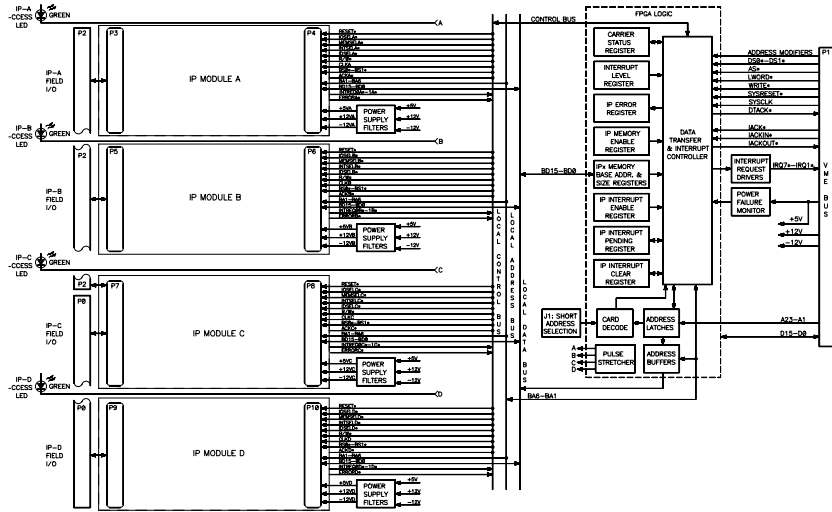


# Industry Pack Carriers

## AVME967xA VME64 6U, Non-intelligent, IP Carrier Cards



Holds four IP modules ◆ VME64 high-density rear connectors ◆ Geographical or user-defined addressing

### Description

The AVME9670A and AVME9675A are non-intelligent slave boards that interface up to four IP modules to the VMEbus. The only difference is that the AVME9675A adds fully implemented geographical addressing. Both are full-height (6U) IP carrier cards that use VME64-compliant connectors to increase the quantity of rear I/O connections beyond that of standard VME.

When used with a VME64 backplane, the AVME967xA brings all 200 I/O points out the rear P0 and P2 connectors. This convenience eliminates messy cables from hanging out the front of the cage. In addition to a cleaner cage design, it is also much easier to insert and replace boards into the system.


Acromag's carrier boards provide full data access to the IP module's I/O, ID and memory spaces. With full access to the programmable registers, you can easily configure and control the operation of the IP modules from the VMEbus.

Up to two interrupt requests are supported for each IP module. The VMEbus interrupt level is software programmable.

Individual passive filters on each IP module power supply line provide optimum filtering and isolation between the IP modules and the carrier board.

### Key Features & Benefits

- Four industry-standard IP module slots (two IP slots on AVME967xA-2E models)
- 200 I/O points with rear access
- VME64x high-density rear connectors
- Full geographical addressing (AVME9675A only)
- Two interrupts per IP module
- Individually filtered and fused power to each IP
- Front panel status LEDs



See [www.acromag.com/industry-pack](http://www.acromag.com/industry-pack) for Industry Pack modules



844-878-2352 ■ solutions@acromag.com ■ www.acromag.com ■ 30765 Wixom Rd, Wixom, MI 48393 USA



# Industry Pack Carriers

## AVME967xA VME64 6U, Non-intelligent, IP Carrier Cards



### Performance Specifications

#### ■ IP Compliance (ANSI/VITA 4)

Meets IP specifications per ANSI/VITA 4-1995 and ANSI/VITA 4.1-1996 for I/O mapping.

Electrical/mechanical interface:  
Supports single or double size IP modules.  
32-bit IP modules are not supported.

I/O space and ID space supported.

Memory space: Supports 1MB to 8MB per IP module.

Interrupts: Supports two interrupt requests per IP module and interrupt acknowledge cycles, D16/D08(O).

#### ■ VMEbus Compliance

Meets VME64 specifications per ANSI/VITA 1-1994 and VME64x specifications per ANSI/VITA 1.1-1997.

Data transfer bus: A24/A16:D16/D08(E/O) DTB slave; supports Read-Modify-Write cycles.

Interrupts: Creates I(1-7) programmable request levels (up to two requests sourced from each IP module).

Supports D16/D08(O) round-robin hardware interrupt prioritization of IP sources. Carrier registers support interrupt control and status monitoring. Interrupt release mechanism is Release on Register Access (RORA) type.

#### ■ Physical

##### Physical Configuration

Length: 9.187 inches (233.3 mm).

Width: 6.299 inches (160.0 mm).

Board Thickness: 0.062 inches (1.59 mm).

Max Component Height: 0.550 inches (13.97 mm).

Recommended Card Spacing: 0.800 inches, (20.32mm)

##### Connectors

P1 & P2 (VME64x bus): DIN 41612 160-pin Type C, Level II.

P0 (VME64x bus): J3 Type B, Right-Angle Female 95-contacts, with upper ground shield.

P7,8,9,10 (IP Field I/O): 50-pin male plug header (AMP 173280-3 or equivalent).

P11,12,13,14 (IP Logic Interface): 50-pin male plug header (AMP 173280-3 or equivalent).

#### ■ Environmental

##### Operating temperature

-40 to 85°C.

##### Storage temperature

-40 to 85°C.

##### Relative humidity

5 to 95% non-condensing.

##### Power

+5V (±5%): 290mA typ./330mA max..

±12V (±5%): 0mA (not used).

Plus IP module load.

##### MTBF

922,858 hrs. at 25°C, MIL-HDBK-217F, notice 2.

627,380 hrs. at 40°C, MIL-HDBK-217F, notice 2.

### Ordering Information

#### Carrier Card

[Go to on-line ordering page >](#)

##### AVME9670A-4E-LF

VME64x 6U carrier, user-defined addressing. Holds four IP modules.

##### AVME9670A-2E-LF

Same as AVME9670A-4E-LF except it holds two IP modules (no P0 connector).

##### AVME9675A-4E-LF

Same as AVME9670A-4E-LF plus geographical addressing. Holds four IP modules.

##### AVME9675A-2E-LF

Same as AVME9675A-4E-LF except it holds two IP modules (no P0 connector).

#### Accessories

[Go to on-line ordering page >](#)

##### 5025-550

Cable, unshielded, 50-pin header both ends

##### 5025-552

Termination panel, 50-pin connector, 50 screw terminals

#### IP Modules

[Go to on-line ordering page >](#)

#### Software Development Tools

[Go to on-line ordering page >](#)

##### IPSW-A7VME-LNX

Industry Pack: Software. Linux example libraries. Works with Acromag's FPGA-based bridge for models XVME-6500 & XVME-6700, Industry Packs, and VME carriers when used with Industry Packs. CD-ROM.

##### IPSW-VME-LNX

Industry Pack: Software. Linux example libraries. Works with TSI148 chipset for models XVME-6300, XVME-6400, Industry Packs, and VME carriers.

##### IPSW-A7VME-VXW

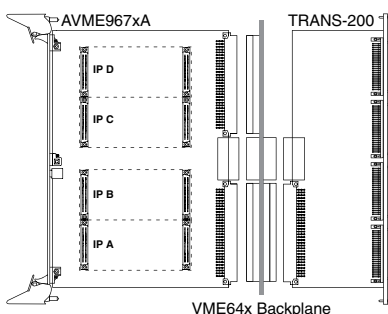
Industry Pack: Software. VxWorks 7.0 64-bit. Software support package for models XVME6500 and XVME6700 SBC when used with Industry Packs and VME carriers. CD-ROM.

##### IPSW-A7VME-WIN

Industry Pack: Software. Windows 64-bit and 32-bit. Software package for models XVME6500 and XVME6700 SBCs when used with Industry Packs and VME carriers. CD-ROM.

##### IPSW-VME-WIN

Industry Pack: Software. 64-bit and 32-bit Windows driver software package for Industry Packs. DLLs and demonstration programs for VME carriers. Works with TSI148 chipset including the XVME-6300 and XVME-6400. CD-ROM.



844-878-2352 ■ [solutions@acromag.com](mailto:solutions@acromag.com) ■ [www.acromag.com](http://www.acromag.com) ■ 30765 Wixom Rd, Wixom, MI 48393 USA