

Monitoring and Control Solutions

DT330 Series Catalog

Dual Channel Transmitters

Easy Configuration

Slim Design



USB-Programmable
Saves Space and Cost



Depend on Acromag

Experience counts:

*especially when
you are selecting
an I/O partner.
And with 60+ years
of I/O experience,
Acromag can help
you to improve
reliability, increase
productivity and
reduce your costs.*



EtherNet/IP



[Youtube.com/c/Acromag](https://www.youtube.com/c/Acromag)

[Linkedin.com/company/acromag](https://www.linkedin.com/company/acromag)



Acromag: The I/O Leader

Acromag is a customer-driven manufacturer focused on developing process automation I/O products that provide the best long term value in the industry. Compare and you'll find that Acromag products offer an unmatched balance of price, performance, and features.

60+ Years of I/O Experience

Acromag has more than 60 years of measurement and control experience. Since 1957, we have delivered nearly a million units to thousands of customers around the globe for manufacturing, power, environmental, transportation, and military applications.

Top Quality and a 2-Year Warranty

We take every measure to guarantee you dependable operation and products that perform at or beyond their specifications. Our state-of-the-art manufacturing and military-grade components add an extra degree of ruggedness. Most products qualify for an extended 2-year warranty. And with ISO 9001/AS9100 certified quality control, you get full confidence.

All trademarks are the property of their respective owners.

Online Ordering

For your convenience, Acromag provides full product documentation and pricing information on our website. You can obtain quotes or even place your order directly on our website.

Fast Delivery from Stock

Most products can be shipped within 24 hours of receiving your order.

Special Services

We are happy to accommodate your special requirements and offer the following services:

- custom product development
- custom calibration
- source inspections, quality audits
- special shipping, documentation
- protective humiseal coating
- plastic and stainless steel tagging

Certification and Approvals

Many Acromag products carry globally recognized agency approvals and safety certifications.

- CE
- UL, cUL
- ATEX
- CSA
- Ethernet conformance
- Modbus conformance
- Profibus certification
- IECEx

Transmitters: DT Series



DT Series Programmable Dual-Channel Transmitters



Introduction

The new DT Series transmitters are designed to offer a cost-effective space-saving solution to interface a variety of process and sensor signals to your control systems. Each model supports several input ranges and can output proportional 0/4-20mA, 0-10V, or $\pm 10V$ DC signals.

Input

Thermocouple/Millivolt, RTD/Resistance, Process Voltage, High Voltage, Current/Millivolt

Output

Proportional 0/4-20mA, 0-10V, or $\pm 10V$ DC

Power

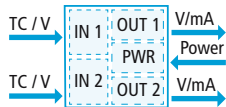
■ DT330 Series: 6-32V DC local/bus power

Key Features and Benefits

- USB-programmable (allows easy selection of options that is not possible with pots or jumpers)
- Dual unit saves space and reduces costs
- Signal splitter capability
- Selectable filtering levels
- Configurable output clamp levels (NAMUR)
- Removable, front-facing terminal blocks (simplify your wiring tasks)
- Rail power bus and redundancy
- Supports sink/source wiring
- -40 to 70° C operation (DT330 Series)
- Hazloc approvals UL C1D2, ATEX/IECEx Zone 2



DT333 Thermocouple, Millivolt Input

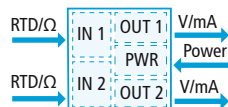


Input

- Type J,K,T,R,S,E,B,N thermocouple
- $\pm 100mV$

[See data sheet](#)

DT335 RTD/resistance Input

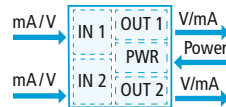


Input

- RTD
Pt (100/200/500Ω)
Ni (120Ω)
Cu (10Ω)
- Resistance
0-4500 Ω

[See data sheet](#)

DT336 Current/millivolt Input

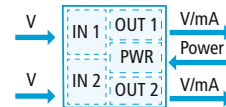


Input

- $\pm 20mA$
- $\pm 500mV$

[See data sheet](#)

DT337 Medium DC Voltage Input

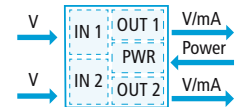


Input

- $\pm 1V$
- $\pm 10V$

[See data sheet](#)

DT338 High Voltage Input



Input

- $\pm 15V$
- $\pm 150V$

[See data sheet](#)

Transmitters: DT Series

Key Features



IECEx



Removable Terminal Blocks

Pluggable terminal blocks simplify wiring for easy installation and removal of modules.

Scalable Current or Voltage Output

DT330 Series: Supports scalable current or voltage output ranges: 0-20mA, 4-20mA, $\pm 5V$, $\pm 10V$, 0-5V, 0-10V DC

4-wire, External-powered

DT330 Series: 6-32V DC power connects (4-wire) on a terminal block, a rail bus, or both for redundancy.

Simple Configuration

A USB connection to a Windows® PC or Android™ device enables simple, precise configuration of I/O ranges and a variety of operational settings with free software.



Space Saving

A strikingly thin enclosure, at only 17.5mm wide, to easily achieve high-density DIN-rail mounting.

Input Options



Rugged Design

Wide ambient temperature operation, shock and vibration-resistant, as well as CE Compliant, UL/cUL Class I Div 2, ATEX/IECEx Zone 2 approval.



IECEx



877-214-6267 ■ sales@acromag.com ■ www.acromag.com ■ 30765 S Wixom Rd, Wixom, MI 48393 USA

Transmitters: DT Series



General Operation and Performance Specifications



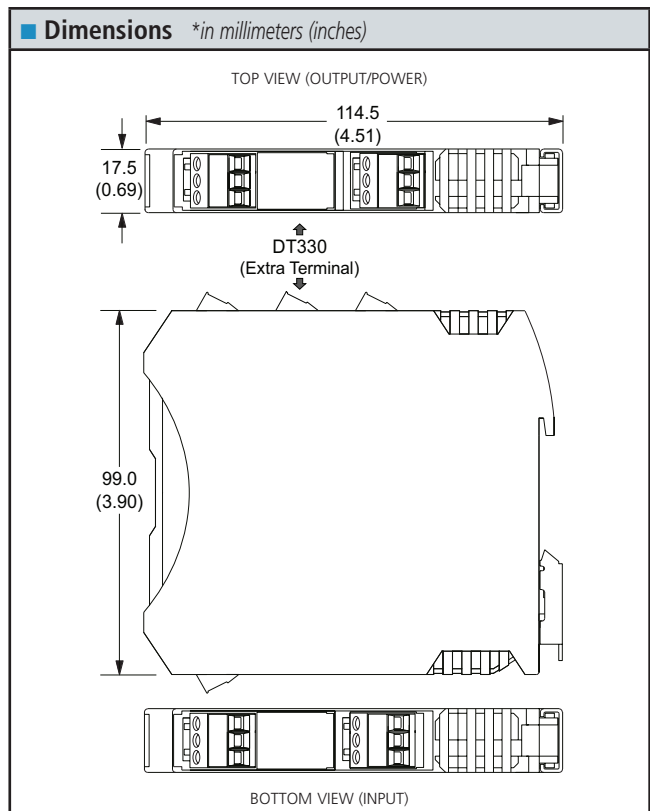
The following specifications are common to all DT Series transmitter modules.

| ■ USB Interface | |
|-----------------|--------------------------------------|
| USB Connector | USB Mini-B type socket, 5-pin. |
| USB Data Rate | 12Mbps. USB v1.1 and 2.0 compatible. |

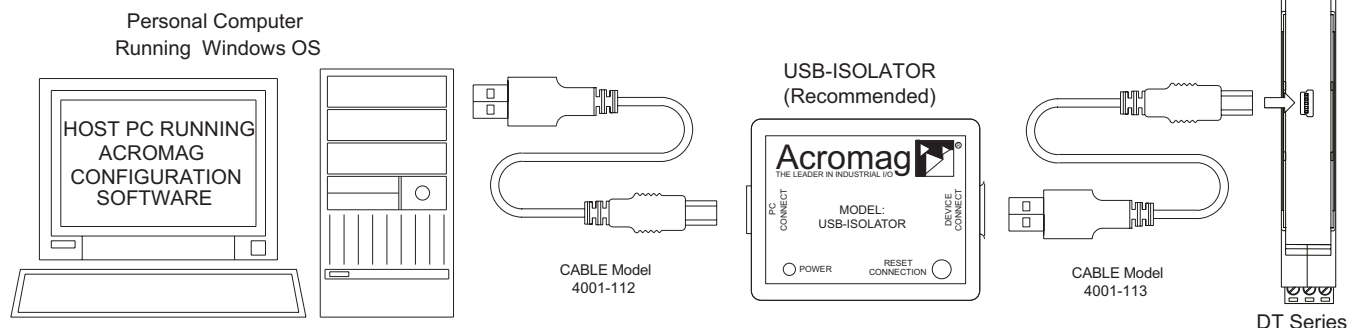
| ■ Output | |
|---------------|---|
| Output Ranges | 0-20mA, 4-20mA, $\pm 5V$, $\pm 10V$, 0-5V, 0-10V DC |
| Accuracy | $\pm 0.05\%$, typical. $\pm 0.1\%$, maximum. |

| ■ Environmental | |
|--|--|
| Operating Temperature | DT230 Series: -40 to 80°C (-40° to 176°F). DT330 Series: -40 to 70°C (-40° to 158°F). |
| Storage Temperature | -40 to 85°C (-40 to 185°F). |
| Relative Humidity | 5 to 95% non-condensing. |
| Power Requirement | DT230 Series: 7-32V DC SELV, 24mA max, loop power. DT330 Series: 6-32V DC SELV, 1.5W max. |
| Isolation | 1500V AC peak. 250V AC (354V DC) continuous isolation between input, output, and power (5-way). |
| Shock and Vibration Immunity | Vibration: 4g, per IEC 60068-2-6 Shock: 25g, per IEC 60068-2-27. |
| Electromagnetic Compatibility (EMC) Compliance | Radiated Emissions: BS EN 61000-6-4, CISPR 16. RFI: BS EN 61000-6-2, IEC 61000-4-3. Conducted RFI: BS EN 61000-6-2, IEC 61000-4-6. ESD: BS EN 61000-6-2, IEC 61000-4-2. EFT: BS EN 61000-6-2, IEC 61000-4-4. Surge Immunity: BS EN 61000-6-1, IEC 61000-4-5 |
| Approvals | CE compliant. UL/cUL listed Class I Div. 2. Groups ABCD. ATEX/IECEx Zone 2. |

| ■ Physical | |
|-----------------|--|
| General | General-purpose plastic enclosure designed for mounting on 35mm "T-type" DIN rail. |
| Case Material | Self-extinguishing polyamide, UL94 V-0 rated, color light gray. General-purpose NEMA Type 1 enclosure. |
| I/O Connectors | Removable plug-in terminal blocks rated for 12A/250V; AWG #26-12, stranded or solid copper wire. |
| Shipping Weight | 0.5 pounds (0.22 Kg) packed. |



DT Series USB Transmitter Connections



Transmitters: DT Series

Module Configuration



DT236 Configuration Software

File

Communication Setup Configuration Calibration Diagnostics

DEVICE SELECT

Device: DT236-0600-1234567

Open

Model: DT236-0600-1234567

Serial Number: 1234567

Manufacturer: Acromag Inc

Status: Device opened successfully

Reset Device

DT236 Configuration Software

File

Communication Setup Configuration Calibration Diagnostics

Get I/O Config

Operating Mode: Signal Splitter

Status: No Device Connected!

CHANNEL 1 CONFIGURATION

Input Type: $\pm 20\text{mA}$

Input Filtering: High (1060ms)

I/O Scaling

Input Scaling for Channel 1: -20.000 mA = 4.000 mA

Output Scaling for Channel 1: 20.000 mA = 20.000 mA

Output Limits

Channel 1 Range Minimum: ☒ Enabled 3.700 mA ☐ Disabled

Channel 1 Range Maximum: ☒ Enabled 20.700 mA ☐ Disabled

☐ Set output Ch. 1 to Namur Compliant Range

CHANNEL 2 CONFIGURATION

Input Type: $\pm 20\text{mA}$

Input Filtering: High (1060ms)

I/O Scaling

Input Scaling for Channel 2: -20.000 mA = 4.000 mA

Output Scaling for Channel 2: 20.000 mA = 20.000 mA

Output Limits

Channel 2 Range Minimum: ☒ Enabled 3.700 mA ☐ Disabled

Channel 2 Range Maximum: ☒ Enabled 20.700 mA ☐ Disabled

☐ Set output Ch. 2 to Namur Compliant Range

Send I/O Config

DT236 Configuration Software

File

Communication Setup Configuration Calibration Diagnostics

CALIBRATION

Input

Input Cal Instructions

Input Channel: 1

Currently Calibrating: $\pm 20\text{mA}$

Zero Full Scale

Output

Output Cal Instructions

Output Channel: 1

Currently Calibrating: 4-20mA

Coarse Adjustment

Fine Adjustment

Zero Full Scale

FACTORY SETTINGS

Restore Factory Calibration Restore to Factory Default

COMMUNICATION STATUS

Screen shots of Windows-based transmitter configuration software.

Using simple pull-down menus and user-input, your transmitter is ready for use in a snap.

DT236 Configuration Software

File

Communication Setup Configuration Calibration Diagnostics

TEST I/O

☒ Start Polling

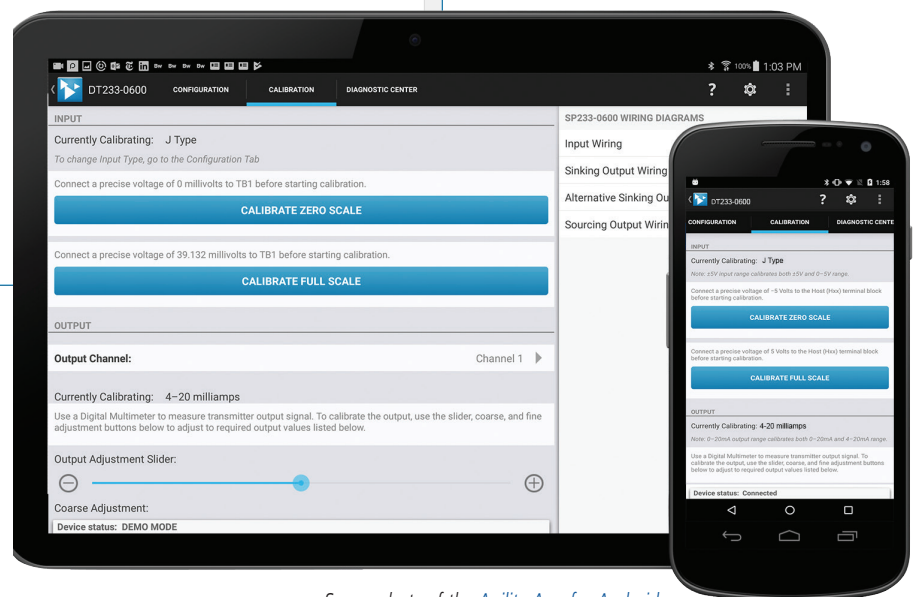
Channel 1 Input: mA

Channel 2 Input: mA

Click "Start Polling" to poll the input and display its value. The LED next to the button will flash when polling is active.

Click "Stop Polling" to discontinue polling the input.

COMMUNICATION STATUS



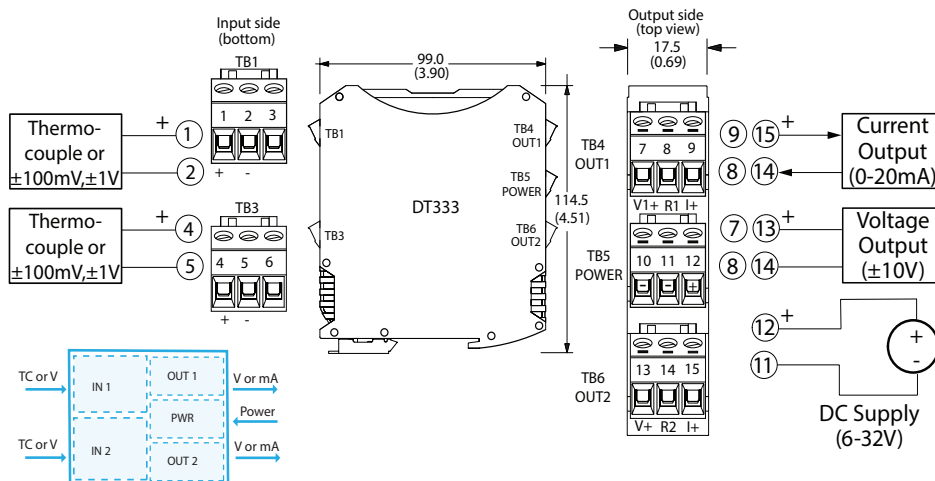
Screen shots of the [Agility App for Android](#), allowing for mobile configuration in the field.

Transmitters: DT330 Series

DT333 Thermocouple/millivolt input four-wire dual transmitter



USB Configured



Dual channels ♦ Universal thermocouple, mV inputs ♦ 6-32V DC local/bus power

Description

DT330 series signal conditioners provide two independent I/O channels in a single, space-saving unit. The DT333 model is a four-wire dual transmitter that isolates and converts millivolt or thermocouple sensor inputs to proportional control signals. Each channel supports DC current or voltage output. An optional DIN rail bus can deliver primary or redundant power to multiple units.

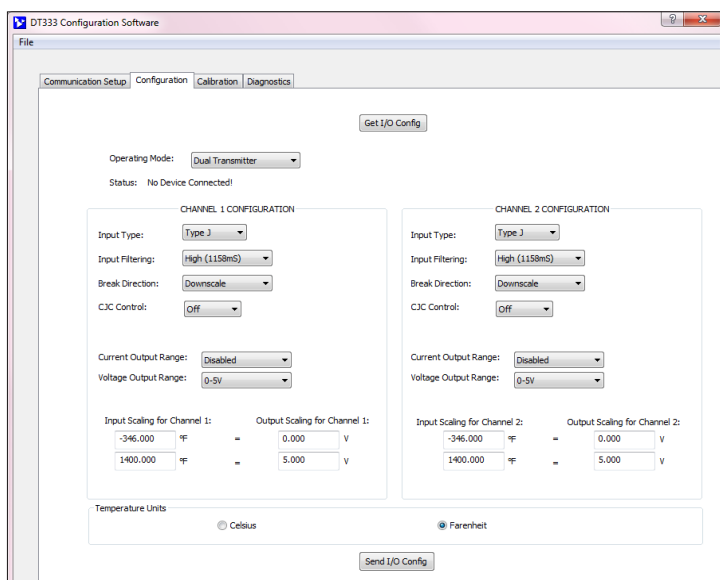
High-voltage isolation separates inputs, outputs, and power from each other. Isolation protects from surges, reduces noise, and eliminates ground loop errors.

Setup and calibration are fast and easy with a convenient USB connection to your PC and Acromag's Windows configuration software. The Android app enables setup with mobile devices.

Advanced signal processing capabilities, variable range input/output, and convenient USB programming make this instrument very versatile. These transmitters can withstand harsh industrial environments and operate reliably across a wide temperature range with very low drift. They feature RFI, EMI, ESD, EFT, and surge protection plus low radiated emissions.

Key Features & Benefits

- Operate as a dual transmitter, a single transmitter, or a signal splitter
- Easy configuration via USB with Windows software or Agility™ app for Android
- Independently adjustable and scalable input and output ranges
- Selectable thermocouple/millivolt input types: (TC Type J, K, T, R, S, E, B, N, ±100mV, ±1V)
- Selectable current and voltage output ranges: 0-20mA, 4-20mA, ±5V, ±10V, 0-5V, 0-10V DC
- Supports reverse-acting (inverse) output
- High accuracy, linearity, stability, and reliability
- User-selectable filtering (none, low, med., high)
- Selectable up/downscale fault detection
- Bus power, local power, or both (redundancy)
- Space-saving 17.5mm (0.7 inch) unit with pluggable terminals for convenient wiring
- 1500V input isolation, 5-way, (power/input/output)
- Wide ambient operation (-40 to 70°C)
- CE compliant. UL/cUL Class I Div 2, ATEX/IECEx Zone 2



Windows configuration software (FREE) at www.acromag.com

Android Agility™ app (FREE) at [Google Play Store](https://play.google.com/store/apps/details?id=com.acromag.agility)

Save configuration files for convenient copy/restore capability.

Acromag 
THE LEADER IN INDUSTRIAL I/O

Tel 877-214-6267 ■ sales@acromag.com ■ www.acromag.com ■ 30765 Wixom Rd, Wixom, MI 48393 USA

Transmitters: DT330 Series

DT333 Thermocouple/millivolt input four-wire dual transmitter

Performance Specifications

IMPORTANT: To prevent damage or errors from grounded PCs and surges, Acromag strongly recommends use of their USB-ISOLATOR when configuring a DT330 Series transmitter.

■ USB Interface

USB Connection

Type: USB Mini-B type socket, 5-pin.
Data rate: 12Mbps. USB v1.1 and 2.0 compatible.
Maximum cable length: 5.0 meters.
Transient voltage suppression on power and data lines.

USB Driver

Not required. Uses built-in Human Interface Device (HID) USB drivers of the Windows operating system.

■ Input (two channels)

Default Configuration/Calibration

Input: TC J, -210 to 760°C, medium filter.
Output: 4 to 20mA, upscale break detect.

Input Ranges and Accuracy

| Input | Range | Accuracy |
|-------|---------------------------------|----------|
| TC J | -210 to 760°C (-346 to 1400°F) | ±0.5°C |
| TC K | -200 to 1372°C (-328 to 2502°F) | ±0.5°C |
| TC T | -260 to 400°C (-436 to 752°F) | ±0.5°C |
| TC R | -50 to 1768°C (-58 to 3214°F) | ±1.0°C |
| TC S | -50 to 1768°C (-58 to 3214°F) | ±1.0°C |
| TC E | -200 to 1000°C (-328 to 1832°F) | ±0.5°C |
| TC B | 260 to 1820°C (500 to 3308°F) | ±1.0°C |
| TC N | -230 to 170°C (-382 to -274°F) | ±1.0°C |
| TC N | -230 to 1300°C (-382 to 2372°F) | ±0.5°C |
| mV | -100 to 100mV | ±0.5% |

Thermocouple Reference

(Cold Junction Compensation)

±0.2°C typical, ±0.5°C maximum at 25°C.

Ambient Temperature Effect

Better than ±80ppm/°C (±0.008%/°C).

Scaling Adjust

Full range.

Lead Break (Sensor Burnout) Detection

Upscale/downscale full range.

Input Impedance

15M ohms.

Input Over-Voltage Protection

Bipolar Transient Voltage Suppression (TVS) and diode clamping.

Input Filter

RC filter plus variable digital filter (none, low, med., high).

Noise Rejection

Common Mode: 96dB no filter (134dB high filter).
Normal Mode: 0.12dB no filter, 60Hz (>80dB med/high filter).

■ Output (two channels)

D/A Converters (DAC)

Two 16-bit D/A converters.

Output Ranges

±10V (±11V maximum).
±5V (±5.5V maximum).
0 to 10V (11V maximum).
0 to 5V (5.5V maximum).
0 to 20mA (24mA maximum).
4 to 20mA (24mA maximum).

Output Accuracy

±0.05%, typical. ±0.1%, maximum.

Output Load

Voltage output: 1K ohms minimum.
Current output: 0-550 ohms.

Output Compliance

11V, typical.

Output Response Time (for step input change)

Time to reach 98% of final output value (typical)

No filter: 13 milliseconds
Low filter: 38 milliseconds
Medium filter: 122 milliseconds
High filter: 1158 milliseconds

Output Ripple

Less than ±0.1% of output span.

■ Environmental

Operating Temperature Range

Operation: -40 to 70°C (-40° to 158°F).
Storage: -40 to 85°C (-40 to 185°F).

Relative humidity

5 to 95% non-condensing.

Power Requirement

6-32V DC SELV, 1.6W max.

Isolation

1500V AC peak. 250V AC (354V DC) continuous isolation between inputs, outputs, and power (5-way).

Shock and Vibration Immunity

Vibration: 4g, per IEC 60068-2-6.
Shock: 25g, per IEC 60068-2-27.

Approvals

CE compliant. UL/cUL listed Class I Division 2 Groups ABCD. ATEX, IECEx certified Zone 2.
Ⓢ II 3 G Ex nA IIC T4 Gc -40°C ≤ Ta ≤ +80°C.

Electromagnetic Compatibility (EMC) Compliance

Radiated Emissions: BS EN 61000-6-4, CISPR 16.
RFI: BS EN 61000-6-2, IEC 61000-4-3.
Conducted RFI: BS EN 61000-6-2, IEC 61000-4-6.ESD: BS EN 61000-6-2, IEC 61000-4-2.
EFT: BS EN 61000-6-2, IEC 61000-4-4.
Surge Immunity: BS EN 61000-6-2, IEC 61000-4-5.

■ Physical

General

General-purpose enclosure designed for mounting on 35mm "T-type" DIN rail.

Case Material

Self-extinguishing polyamide, UL94 V-0 rated.

I/O Connectors

Removable plug-in terminal blocks rated for 12A/250V; AWG #26-12, stranded or solid copper wire.

Dimensions

17.5 x 114.5 x 99.0 mm (0.7 x 4.51 x 3.90 inches).
Unit weight: 0.16 kg (0.35 pounds).
Shipping Weight: 0.22 kg (0.5 pounds) packed.

Ordering Information

Models

[DT333-0700](#)

Four-wire dual transmitter, thermocouple/millivolt inputs, isolated current or voltage outputs.

Services

[DT330-Config/Cal](#)

Factory custom configuration/calibration service. Specify input type, input/output zero and full-scale values, filtering, and sensor fault settings* on order.

* Sensor fault settings are only available for models DT233, DT235, DT333 and DT335.

Software

[TTC-SIP](#) (recommend one kit per customer)

Windows Software Interface Package for Acromag DT Series transmitters. Includes configuration software CD-ROM (5040-944), isolator (USB-ISOLATOR) and two USB cables (4001-112, 4001-113).

[Agility Mobile Application](#)

Software configuration software for an Android smart device. Download for free from the Google Play Store. Requires 5028-565 and 4001-113 cables.

Accessories

[TT BUS-KIT](#)

DIN rail bus power connector and left/right terminal blocks. One kit supports multiple transmitters.

[USB-ISOLATOR](#)

USB-to-USB isolator, includes USB cable (4001-112).

[4001-112](#)

USB cable, 1 meter, with Type A to Type B plugs.

[4001-113](#)

USB cable, 1 meter, with Type A to Mini-B plugs.

[4001-252](#)

DIN rail end stop for hazloc approvals.

[5028-565](#)

USB-OTG 6 inch cable.

ISO9001
AS9100  MADE IN USA

Acromag 
THE LEADER IN INDUSTRIAL I/O

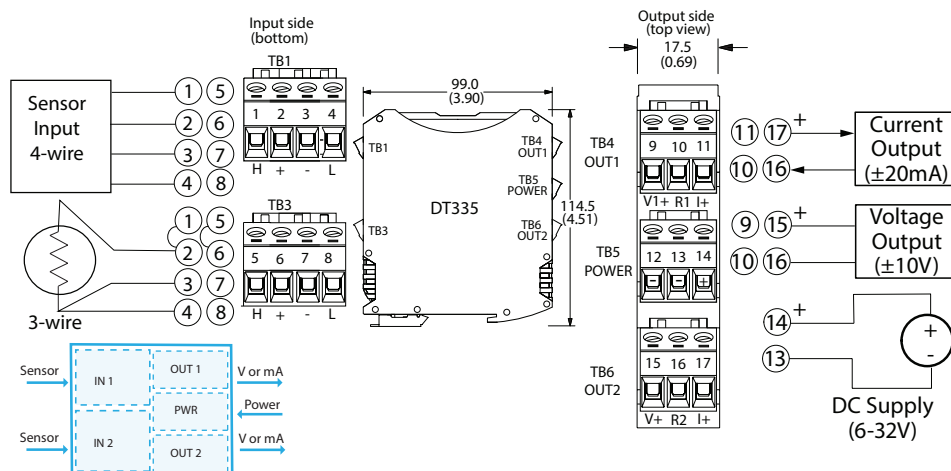
Tel 877-214-6267 ■ sales@acromag.com ■ www.acromag.com ■ 30765 Wixom Rd, Wixom, MI 48393 USA

Transmitters: DT330 Series

DT335 RTD/Resistance input four-wire dual transmitter



USB Configured



Dual channels ♦ RTD (Pt, Ni, Cu) or 0-4500 ohm input ♦ 0-20mA, $\pm 10V$ outputs ♦ 6-32V DC local/bus power

Description

DT330 series signal conditioners provide two independent I/O channels in a single, space-saving unit. The DT335 model is a four-wire dual transmitter that isolates and converts RTD or linear resistance sensor inputs to proportional control signals. Each channel supports DC current or voltage output. An optional DIN rail bus can deliver primary or redundant power to multiple units.

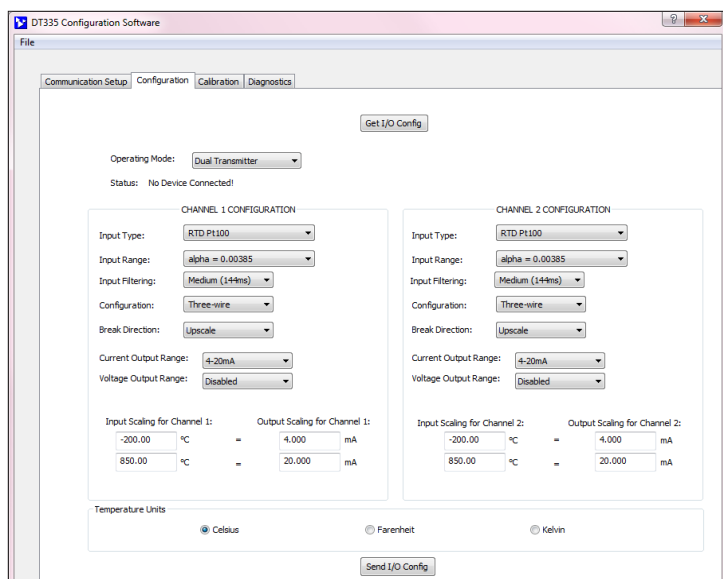
High-voltage isolation separates inputs, outputs, and power from each other. Isolation protects from surges, reduces noise, and eliminates ground loop errors.

Setup and calibration are fast and easy with a convenient USB connection to your PC and Acromag's Windows configuration software. The Android app enables setup with mobile devices.

Advanced signal processing capabilities, variable range input/output, and convenient USB programming make this instrument very versatile. These transmitters can withstand harsh industrial environments and operate reliably across a wide temperature range with very low drift. They feature RFI, EMI, ESD, EFT, and surge protection plus low radiated emissions.

Key Features & Benefits

- Operate as a dual transmitter, a single transmitter, or a signal splitter
- Easy configuration via USB with Windows software or Agility™ app for Android
- Independently adjustable and scalable input and output ranges
- Selectable RTD and linear resistance input types: Pt 100/200/500 Ω , Ni 120 Ω , Cu 10 Ω , 0-4500 Ω
- Supports 2, 3, and 4-wire sensor connections
- Selectable current and voltage output ranges: 0-20mA, 4-20mA, $\pm 5V$, $\pm 10V$, 0-5V, 0-10V DC
- High accuracy, linearity, stability, and reliability
- User-selectable filtering (none, low, med., high)
- Selectable up/downscale break detection
- Bus power, local power, or both (redundancy)
- Space-saving 17.5mm (0.7 inch) unit with pluggable terminals for convenient wiring
- 1500V input isolation, 5-way, (power/input/output)
- Wide ambient operation (-40 to 70°C)
- CE compliant. UL/cUL Class I Div 2, ATEX/IECEx Zone 2



Windows configuration software (FREE) at www.acromag.com

Android Agility™ app (FREE) at [Google Play Store](https://play.google.com/store/apps/details?id=com.acromag.agility)

Save configuration files for convenient copy/restore capability.

Acromag THE LEADER IN INDUSTRIAL I/O

Tel 877-214-6267 ■ sales@acromag.com ■ www.acromag.com ■ 30765 Wixom Rd, Wixom, MI 48393 USA

Transmitters: DT330 Series

DT335 RTD/Resistance input four-wire dual transmitter

Performance Specifications

IMPORTANT: To prevent damage or errors from grounded PCs and surges, Acromag strongly recommends use of their USB-ISOLATOR when configuring a DT330 Series transmitter.

■ USB Interface

USB Connection

Type: USB Mini-B type socket, 5-pin.

Data rate: 12Mbps. USB v1.1 and 2.0 compatible.

Maximum cable length: 5.0 meters.

Transient voltage suppression on power and data lines.

USB Driver

Not required. Uses built-in Human Interface Device (HID) USB drivers of the Windows operating system.

■ Input (two channels)

Default Configuration

Input: 100Ω Pt RTD, 3-wire, ± 0.00385 , -200 to 850°C, medium filter.

Output: 4 to 20mA, upscale break detect.

A/D Converters (ADC)

Two 24-bit Sigma Delta ADCs (only 16-bits used).

Input Ranges

| Input Type | Input Range | Accuracy |
|-----------------------|----------------|--------------------------|
| Pt 100Ω | -200 to 850°C | $\pm 0.25^\circ\text{C}$ |
| Pt 200Ω | -200 to 850°C | $\pm 0.30^\circ\text{C}$ |
| Pt 500Ω | -200 to 850°C | $\pm 0.50^\circ\text{C}$ |
| Pt 1000Ω | -200 to 850°C | $\pm 1.00^\circ\text{C}$ |
| Ni 120Ω (Minco 7-120) | -80 to 320°C | $\pm 0.08^\circ\text{C}$ |
| Cu 10Ω (Minco 16-9) | -200 to +270°C | $\pm 1.00^\circ\text{C}$ |
| Linear Resistance | 0 to 250Ω | $\pm 0.05\Omega$ |
| Linear Resistance | 0 to 450Ω | $\pm 0.10\Omega$ |
| Linear Resistance | 0 to 900Ω | $\pm 0.90\Omega$ |
| Linear Resistance | 0 to 2250Ω | $\pm 2.25\Omega$ |
| Linear Resistance | 0 to 4500Ω | $\pm 4.50\Omega$ |

Ambient Temperature Effect

Better than $\pm 80\text{ppm}/^\circ\text{C}$ ($\pm 0.008\%/^\circ\text{C}$).

Scaling Adjust

full-range.

Lead Break (Sensor Burnout) Detection

Upscale/downscale full-range.

Input Over-Voltage Protection

Bipolar Transient Voltage Suppression (TVS) and diode clamping.

Input Filter

RC filter plus variable digital filter (none, low, med., high).

Input Bandwidth

-3dB @ 16Hz (no filtering).

Noise Rejection

Common Mode: 106dB no filter.

Normal Mode: 1dB no filter, 60Hz (>80dB med./high filter).

■ Output (two channels)

D/A Converters (DAC)

Two 16-bit D/A converters.

Output Ranges

$\pm 10\text{V}$ ($\pm 11\text{V}$ maximum).

$\pm 5\text{V}$ ($\pm 5.5\text{V}$ maximum).

0 to 10V (11V maximum).

0 to 5V (5.5V maximum).

0 to 20mA (24mA maximum).

4 to 20mA (24mA maximum).

Output Accuracy

$\pm 0.05\%$ typical, $\pm 0.1\%$ maximum.

Output Load

Voltage output: 1K ohms minimum.

Current output: 0-550 ohms.

Output Compliance

11V, typical.

Output Response Time (for step input change)

Time to reach 98% of final output value (typical)

No filter: 25 milliseconds

Low filter: 44 milliseconds

Medium filter: 146 milliseconds

High filter: 1068 milliseconds

Output Ripple

Less than $\pm 0.1\%$ of output span.

■ Environmental

Operating Temperature Range

Operation: -40 to 70°C (-40° to 158°F).

Storage: -40 to 85°C (-40 to 185°F).

Relative humidity

5 to 95% non-condensing.

Power Requirement

6-32V DC SELV, 1.6W max.

Isolation

1500V AC peak. 250V AC (354V DC) continuous isolation between inputs, outputs, and power (5-way).

Shock and Vibration Immunity

Vibration: 4g, per IEC 60068-2-6.

Shock: 25g, per IEC 60068-2-27.

Approvals

CE compliant. UL/cUL listed Class I Division 2 Groups ABCD. ATEX/IECEx Zone 2.

Electromagnetic Compatibility (EMC) Compliance

Radiated Emissions: BS EN 61000-6-4, CISPR 16.

RFI: BS EN 61000-6-2, IEC 61000-4-3.

Conducted RFI: BS EN 61000-6-2, IEC 61000-4-6.ESD: BS EN 61000-6-2, IEC 61000-4-2.

EFT: BS EN 61000-6-2, IEC 61000-4-4.

Surge Immunity: BS EN 61000-6-2, IEC 61000-4-5.

■ Physical

General

General-purpose enclosure designed for mounting on 35mm "T-type" DIN rail.

Case Material

Self-extinguishing polyamide, UL94 V-0 rated.

I/O Connectors

Removable plug-in terminal blocks rated for 12A/250V; AWG #26-12, stranded or solid copper wire.

Dimensions

17.5 x 114.5 x 99.0 mm (0.7 x 4.51 x 3.90 inches).

Unit weight: 0.16 kg (0.35 pounds).

Shipping Weight: 0.22 kg (0.5 pounds) packed.

Ordering Information

Models

[DT335-0700](#)

Four-wire dual transmitter, isolated RTD/resistance input, isolated current or voltage outputs.

Services

[DT330-Config/Cal](#)

Factory custom configuration/calibration service.

Specify input type, input/output, zero, full-scale values, filtering, and sensor fault settings* on order.

* Sensor fault settings are only available for models DT233, DT235, DT333 and DT335.

Software

[TTC-SIP](#) (recommend one kit per customer)

Windows Software Interface Package for Acromag DT Series transmitters. Includes configuration software CD-ROM (5040-944), isolator (USB-ISOLATOR) and two USB cables (4001-112, 4001-113).

[Agility Mobile Application](#)

Software configuration software for an Android smart device. Download for free from the Google Play Store. Requires 5028-565 and 4001-113 cables.

Accessories

[TT BUS-KIT](#)

DIN rail bus power connector and left/right terminal blocks. One kit supports multiple transmitters.

[USB-ISOLATOR](#)

USB-to-USB isolator, includes USB cable (4001-112).

[4001-112](#)

USB cable, 1 meter, with Type A to Type B plugs.

[4001-113](#)

USB cable, 1 meter, with Type A to Mini-B plugs.

[4001-252](#)

DIN rail end stop for hazloc approvals.

[5028-565](#)

USB-OTG 6 inch cable.

ISO9001
AS9100  MADE IN USA

Acromag 
THE LEADER IN INDUSTRIAL I/O

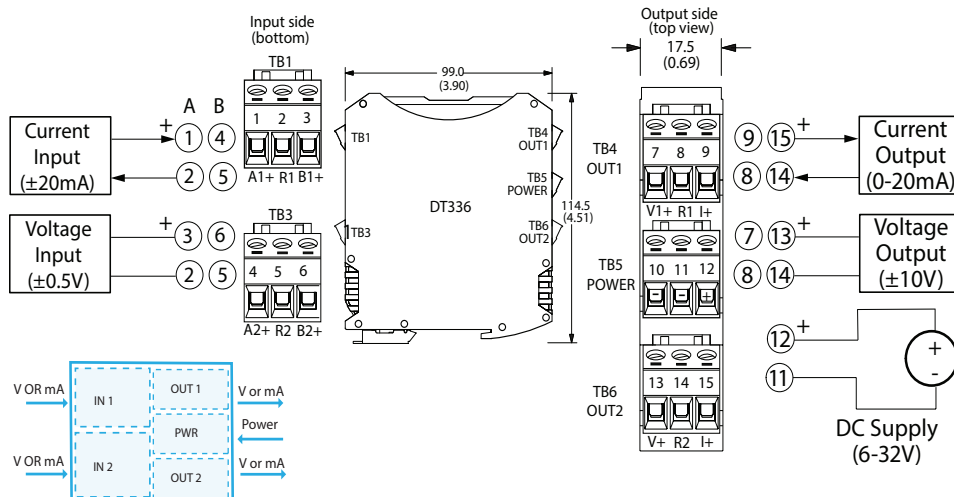
Tel 877-214-6267 ■ sales@acromag.com ■ www.acromag.com ■ 30765 Wixom Rd, Wixom, MI 48393 USA

Transmitters: DT330 Series

DT336 Current/millivolt input four-wire dual transmitter



USB Configured



Dual channels ♦ $\pm 20\text{mA}$, $\pm 500\text{mV}$ inputs ♦ $0\text{--}20\text{mA}$, $\pm 10\text{V}$ outputs ♦ $6\text{--}32\text{V}$ DC local/bus power

Description

DT330 series signal conditioners provide two independent I/O channels in a single, space-saving unit. The DT336 model is a four-wire dual transmitter that isolates and converts DC current or low voltage inputs to proportional control signals. Each channel supports DC current or voltage output. An optional DIN rail bus can deliver primary or redundant power to multiple units.

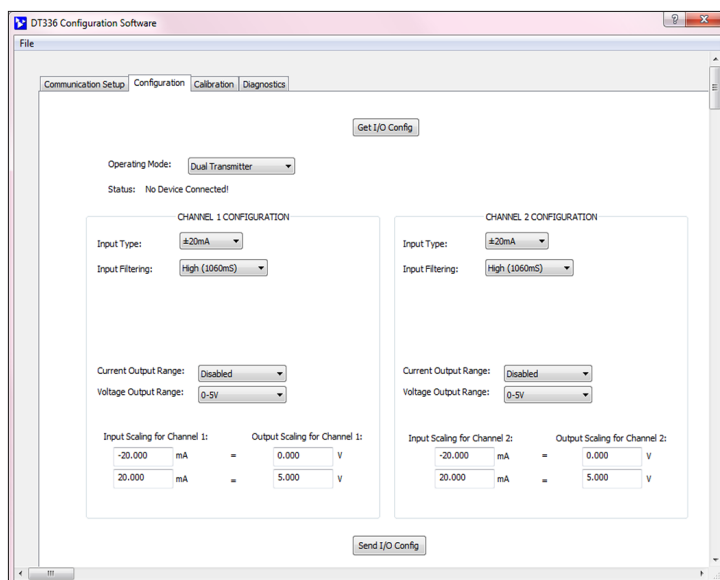
High-voltage isolation separates inputs, outputs, and power from each other. Isolation protects from surges, reduces noise, and eliminates ground loop errors.

Setup and calibration are fast and easy with a convenient USB connection to your PC and Acromag's Windows configuration software. The Android app enables setup with mobile devices.

Advanced signal processing capabilities, variable range input/output, and convenient USB programming make this instrument very versatile. These transmitters can withstand harsh industrial environments and operate reliably across a wide temperature range with very low drift. They feature RFI, EMI, ESD, EFT, and surge protection plus low radiated emissions.

Key Features & Benefits

- Operate as a dual transmitter, a single transmitter, or a signal splitter
- Easy configuration via USB with Windows software or Agility™ app for Android
- Independently adjustable and scalable input and output ranges
- Selectable current and voltage input ranges: $0/4\text{--}20\text{mA}$, $\pm 1\text{mA}$, $\pm 20\text{mA}$, $\pm 0.5\text{V}$, $0\text{--}500\text{mV}$ DC
- Compatible with $0\text{--}20\text{A}$ AC sensor input
- Selectable current and voltage output ranges: $0\text{--}20\text{mA}$, $4\text{--}20\text{mA}$, $\pm 5\text{V}$, $\pm 10\text{V}$, $0\text{--}5\text{V}$, $0\text{--}10\text{V}$ DC
- Supports reverse-acting (inverse) output
- High accuracy, linearity, stability, and reliability
- User-selectable filtering (none, low, med., high)
- Space-saving 17.5mm (0.7 inch) unit with pluggable terminals for convenient wiring
- Bus power, local power, or both (redundancy)
- 1500V input isolation, 5-way, (power/input/output)
- Wide ambient operation (-40 to 70°C)
- CE compliant. UL/cUL Class I Div 2, ATEX/IECEx Zone 2



Windows configuration software (FREE) at www.acromag.com

Android Agility™ app (FREE) at [Google Play Store](https://play.google.com/store/apps/details?id=com.acromag.agility)

Save configuration files for convenient copy/restore capability.

Acromag THE LEADER IN INDUSTRIAL I/O

Tel 877-214-6267 ■ sales@acromag.com ■ www.acromag.com ■ 30765 Wixom Rd, Wixom, MI 48393 USA

Transmitters: DT330 Series

DT336 Current/millivolt input four-wire dual transmitter

Performance Specifications

IMPORTANT: To prevent damage or errors from grounded PCs and surges, Acromag strongly recommends use of their USB-ISOLATOR when configuring a DT330 Series transmitter.

■ USB Interface

USB Connection

Type: USB Mini-B type socket, 5-pin.
Data rate: 12Mbps. USB v1.1 and 2.0 compatible.
Maximum cable length: 5.0 meters.
Transient voltage suppression on power and data lines.

USB Driver

Not required. Uses built-in Human Interface Device (HID) USB drivers of the Windows operating system.

■ Input (two channels)

Default Configuration/Calibration

Input: 4 to 20mA, medium filter.
Output: 4 to 20mA.

A/D Converters (ADC)

Two 24-bit Sigma Delta ADCs (only 16-bits used).

Input Ranges

Path A: $\pm 1\text{mA}$, $\pm 20\text{mA}$, 0 to 11.17mA, 0-20mA, 4-20mA DC.
Path B: $\pm 0.5\text{V}$, 0-500mV DC.

Ambient Temperature Effect

Better than $\pm 80\text{ppm}/^\circ\text{C}$ ($\pm 0.008\%/^\circ\text{C}$).

Scaling Adjust

Full-range.

Input Impedance

Current input: 24.9 ohms.
Voltage input: 15M ohms.

Input Over-Voltage Protection

Bipolar Transient Voltage Suppression (TVS) and diode clamping.

Input Filter

RC filter plus variable digital filter (none, low, med., high).

Input Bandwidth

-3dB @ 34Hz (no filtering).

Noise Rejection

Common Mode: 100dB, no filter (120dB, high filter).
Normal Mode: 7dB 60Hz, no filter (>80dB med./high filter).

■ Output (two channels)

D/A Converters (DAC)

Two 16-bit D/A converters.

Output Ranges

$\pm 10\text{V}$ ($\pm 11\text{V}$ maximum).
 $\pm 5\text{V}$ ($\pm 5.5\text{V}$ maximum).
0 to 10V (11V maximum).
0 to 5V (5.5V maximum).
0 to 20mA (24mA maximum).
4 to 20mA (24mA maximum).

Output Accuracy

$\pm 0.05\%$ typical, $\pm 0.1\%$ maximum.

Output Load

Voltage output: 1K ohms minimum.
Current output: 0-550 ohms.

Output Compliance

11V, typical.

Output Response Time (for step input change)

Time to reach 98% of final output value (typical)
No filter: 25 milliseconds
Low filter: 41 milliseconds
Medium filter: 140 milliseconds
High filter: 1140 milliseconds

Output Ripple

Less than $\pm 0.1\%$ of output span.

■ Environmental

Operating Temperature Range

Operation: -40 to 70°C (-40° to 158°F).
Storage: -40 to 85°C (-40 to 185°F).

Relative humidity

5 to 95% non-condensing.

Power Requirement

6-32V DC SELV, 1.6W max.

Isolation

1500V AC peak. 250V AC (354V DC) continuous isolation between inputs, outputs, and power (5-way).

Shock and Vibration Immunity

Vibration: 4g, per IEC 60068-2-6.
Shock: 25g, per IEC 60068-2-27.

Approvals

CE compliant. UL/cUL listed Class I Division 2 Groups ABCD. ATEX/IECEx Zone 2.

Electromagnetic Compatibility (EMC) Compliance

Radiated Emissions: BS EN 61000-6-4, CISPR 16.
RFI: BS EN 61000-6-2, IEC 61000-4-3.
Conducted RFI: BS EN 61000-6-2, IEC 61000-4-6.ESD: BS EN 61000-6-2, IEC 61000-4-2.
EFT: BS EN 61000-6-2, IEC 61000-4-4.
Surge Immunity: BS EN 61000-6-2, IEC 61000-4-5.

■ Physical

General

General-purpose enclosure designed for mounting on 35mm "T-type" DIN rail.

Case Material

Self-extinguishing polyamide, UL94 V-0 rated.

I/O Connectors

Removable plug-in terminal blocks rated for 12A/250V; AWG #26-12, stranded or solid copper wire.

Dimensions

17.5 x 114.5 x 99.0 mm (0.7 x 4.51 x 3.90 inches).
Unit weight: 0.16 kg (0.35 pounds).
Shipping Weight: 0.22 kg (0.5 pounds) packed.

Ordering Information

Models

DT336-0700

Four-wire dual transmitter, current/millivolt inputs, isolated current or voltage outputs.

Services

DT330-Config/Cal

Factory custom configuration/calibration service.
Specify input type, input/output, zero and full-scale values, and filtering, on order.

Software

TTC-SIP (recommend one kit per customer)

Windows Software Interface Package for Acromag DT Series transmitters. Includes configuration software CD-ROM (5040-944), isolator (USB-ISOLATOR) and two USB cables (4001-112, 4001-113).

Agility Mobile Application

Software configuration software for an Android smart device. Download for free from the Google Play Store. Requires 5028-565 and 4001-113 cables.

Accessories

TT BUS-KIT

DIN rail bus power connector and left/right terminal blocks. One kit supports multiple transmitters.

USB-ISOLATOR

USB-to-USB isolator, includes USB cable (4001-112).

4001-112

USB cable, 1 meter, with Type A to Type B plugs.

4001-113

USB cable, 1 meter, with Type A to Mini-B plugs.

4001-252

DIN rail end stop for hazloc approvals.

5028-565

USB-OTG 6 inch cable.

5020-350

AC current sensor (toroidal transformer); converts 0-20A AC to 0-11.17mA DC.

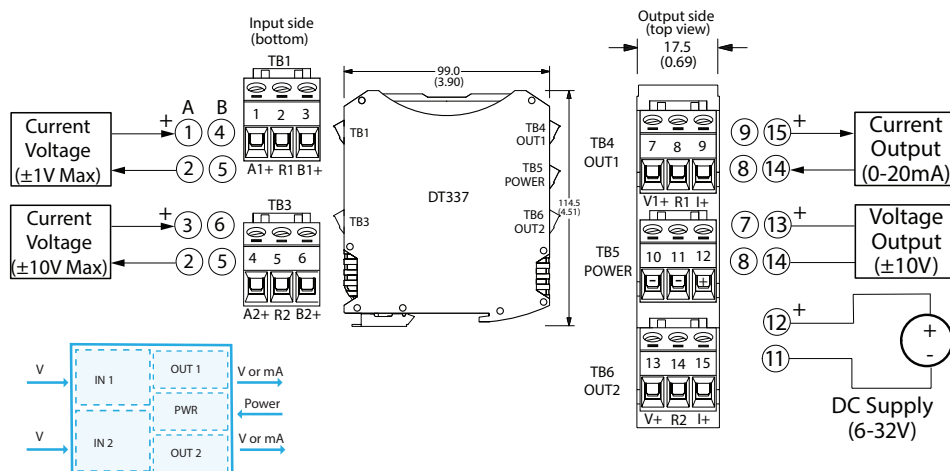


Tel 877-214-6267 ■ sales@acromag.com ■ www.acromag.com ■ 30765 Wixom Rd, Wixom, MI 48393 USA



Transmitters: DT330 Series

DT337 Medium DC voltage input four-wire dual transmitter



Dual channels ♦ $\pm 1V$, $\pm 10V$ inputs ♦ 0-20mA, $\pm 10V$ outputs ♦ 6-32V DC local/bus power

Description

DT330 series signal conditioners provide two independent I/O channels in a single, space-saving unit. The DT337 model is a four-wire dual transmitter that isolates and converts process-level DC voltage inputs to proportional control signals. Each channel supports DC current or voltage output. An optional DIN rail bus can deliver primary or redundant power to multiple units.

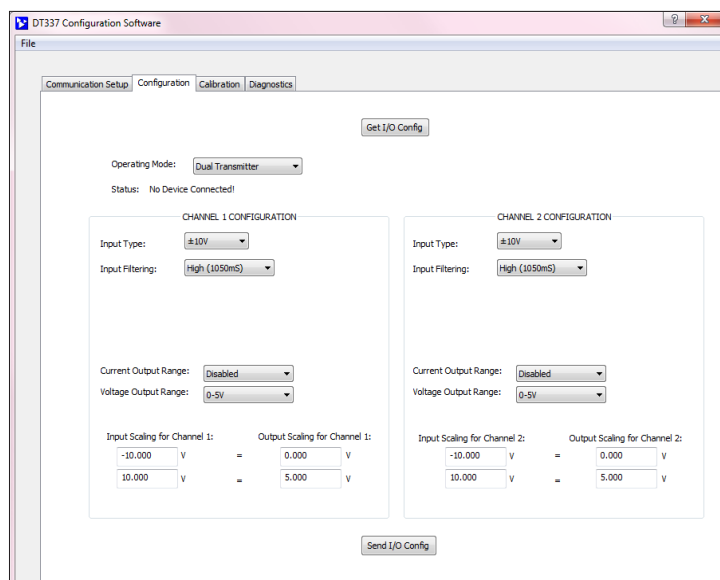
High-voltage isolation separates inputs, outputs, and power from each other. Isolation protects from surges, reduces noise, and eliminates ground loop errors.

Setup and calibration are fast and easy with a convenient USB connection to your PC and Acromag's Windows configuration software. The Android app enables setup with mobile devices.

Advanced signal processing capabilities, variable range input/output, and convenient USB programming make this instrument very versatile. These transmitters can withstand harsh industrial environments and operate reliably across a wide temperature range with very low drift. They feature RFI, EMI, ESD, EFT, and surge protection plus low radiated emissions.

Key Features & Benefits

- Operate as a dual transmitter, a single transmitter, or a signal splitter
- Easy configuration via USB with Windows software or Agility™ app for Android
- Independently adjustable and scalable input and output ranges
- Selectable medium voltage input ranges: $\pm 1V$, $\pm 5V$, $\pm 10V$, 0-1V, 0-5V, 0-10V DC
- Selectable current and voltage output ranges: 0-20mA, 4-20mA, $\pm 5V$, $\pm 10V$, 0-5V, 0-10V DC
- Supports reverse-acting (inverse) output
- High accuracy, linearity, stability, and reliability
- User-selectable filtering (none, low, med., high)
- Bus power, local power, or both (redundancy)
- Space-saving 17.5mm (0.7 inch) unit with pluggable terminals for convenient wiring
- 1500V input isolation, 5-way, (power/input/output)
- Wide ambient operation (-40 to 70°C)
- CE compliant. UL/cUL Class I Div 2, ATEX/IECEx Zone 2



Windows configuration software (FREE) at www.acromag.com

Android Agility™ app (FREE) at [Google Play Store](https://play.google.com/store/apps/details?id=com.acromag.agility)

Save configuration files for convenient copy/restore capability.

Acromag
THE LEADER IN INDUSTRIAL I/O

Tel 877-214-6267 ■ sales@acromag.com ■ www.acromag.com ■ 30765 Wixom Rd, Wixom, MI 48393 USA

Transmitters: DT330 Series

DT337 Medium DC voltage input four-wire dual transmitter

Performance Specifications

IMPORTANT: To prevent damage or errors from grounded PCs and surges, Acromag strongly recommends use of their USB-ISOLATOR when configuring a DT330 Series transmitter.

■ USB Interface

USB Connection

Type: USB Mini-B type socket, 5-pin.
Data rate: 12Mbps. USB v1.1 and 2.0 compatible.
Maximum cable length: 5.0 meters.
Transient voltage suppression on power and data lines.

USB Driver

Not required. Uses built-in Human Interface Device (HID) USB drivers of the Windows operating system.

■ Input (two channels)

Default Configuration/Calibration

Input: $\pm 10V$, medium filter.
Output: 4 to 20mA.

A/D Converters (ADC)

Two 24-bit Sigma Delta ADCs (only 16-bits used).

Input Ranges

Path A: $\pm 1V$, 0-1V.
Path B: $\pm 5V$, $\pm 10V$, 0-5V 0-10V DC.

Ambient Temperature Effect

Better than $\pm 80\text{ppm}/^{\circ}\text{C}$ ($\pm 0.008\%/^{\circ}\text{C}$).

Scaling Adjust

Full range.

Input Impedance

Path A: 15M Ω .
Path B: 1M Ω .

Input Over-Voltage Protection

Bipolar Transient Voltage Suppression (TVS) and diode clamping.

Input Filter

RC filter plus variable digital filter (none, low, med., high).

Input Bandwidth

-3dB @ 34Hz (no filtering).

Noise Rejection

Common Mode: 100dB, no filter (120dB high filter).
Normal Mode: Path A 7dB, Path B 29dB, 60Hz, no filter.
($>80\text{dB}$ med./high filter).

■ Output (two channels)

D/A Converters (DAC)
Two 16-bit D/A converters.

Output Ranges

$\pm 10V$ ($\pm 11V$ maximum).
 $\pm 5V$ ($\pm 5.5V$ maximum).
0 to 10V (11V maximum).
0 to 5V (5.5V maximum).
0 to 20mA (24mA maximum).
4 to 20mA (24mA maximum).

Output Accuracy

$\pm 0.05\%$ typical, $\pm 0.1\%$ maximum.

Output Load

Voltage output: 1K ohms minimum.
Current output: 0-550 ohms.

Output Compliance

11V, typical.

Output Response Time (for step input change)

Time to reach 98% of final output value (typical)
No filter: 25 milliseconds
Low filter: 41 milliseconds
Medium filter: 140 milliseconds
High filter: 1140 milliseconds

Output Ripple

Less than $\pm 0.1\%$ of output span.

■ Environmental

Operating Temperature Range

Operation: -40 to 70°C (-40° to 158°F).
Storage: -40 to 85°C (-40 to 185°F).

Relative humidity

5 to 95% non-condensing.

Power Requirement

6-32V DC SELV, 1.6W max.

Isolation

1500V AC peak. 250V AC (354V DC) continuous isolation between inputs, outputs, and power (5-way).

Shock and Vibration Immunity

Vibration: 4g, per IEC 60068-2-6.
Shock: 25g, per IEC 60068-2-27.

Approvals

CE compliant. UL/cUL listed Class I Division 2 Groups ABCD. ATEX/IECEx Zone 2.

Electromagnetic Compatibility (EMC) Compliance

Radiated Emissions: BS EN 61000-6-4, CISPR 16.
RFI: BS EN 61000-6-2, IEC 61000-4-3.
Conducted RFI: BS EN 61000-6-2, IEC 61000-4-6.ESD: BS EN 61000-6-2, IEC 61000-4-2.
EFT: BS EN 61000-6-2, IEC 61000-4-4.
Surge Immunity: BS EN 61000-6-2, IEC 61000-4-5.

■ Physical

General

General-purpose enclosure designed for mounting on 35mm "T-type" DIN rail.

Case Material

Self-extinguishing polyamide, UL94 V-0 rated.

I/O Connectors

Removable plug-in terminal blocks rated for 12A/250V; AWG #26-12, stranded or solid copper wire.

Dimensions

17.5 x 114.5 x 99.0 mm (0.7 x 4.51 x 3.90 inches).
Unit weight: 0.16 kg (0.35 pounds).
Shipping Weight: 0.22 kg (0.5 pounds) packed.

Ordering Information

Models

[DT337-0700](#)

Four-wire dual transmitter, medium voltage DC inputs, isolated current or voltage outputs.

Services

[DT330-Config/Cal](#)

Factory custom configuration/calibration service.
Specify input type, input/output, zero and full-scale values, and filtering, on order.

Software

[TTC-SIP](#) (recommend one kit per customer)

Windows Software Interface Package for Acromag DT Series transmitters. Includes configuration software CD-ROM (5040-944), isolator (USB-ISOLATOR) and two USB cables (4001-112, 4001-113).

[Agility Mobile Application](#)

Software configuration software for an Android smart device. Download for free from the Google Play Store. Requires 5028-565 and 4001-113 cables.

Accessories

[TT BUS-KIT](#)

DIN rail bus power connector and left/right terminal blocks. One kit supports multiple transmitters.

[USB-ISOLATOR](#)

USB-to-USB isolator, includes USB cable (4001-112).

[4001-112](#)

USB cable, 1 meter, with Type A to Type B plugs.

[4001-113](#)

USB cable, 1 meter, with Type A to Mini-B plugs.

[4001-252](#)

DIN rail end stop for hazloc approvals.

[5028-565](#)

USB-OTG 6 inch cable.

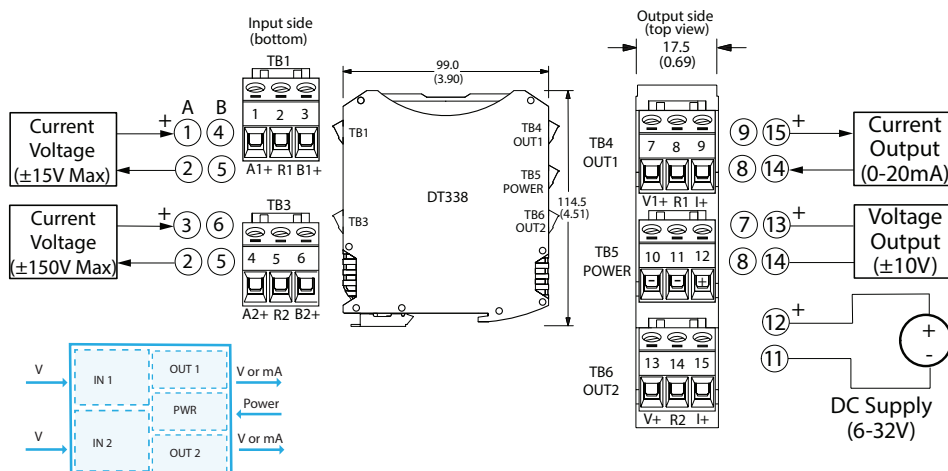
ISO9001
AS9100  MADE IN USA

Tel 877-214-6267 ■ sales@acromag.com ■ www.acromag.com ■ 30765 Wixom Rd, Wixom, MI 48393 USA

Acromag 
THE LEADER IN INDUSTRIAL I/O

Transmitters: DT330 Series

DT338 High DC voltage input four-wire dual transmitter



Dual channels ♦ $\pm 15V$, $\pm 150V$ inputs ♦ 0-20mA, $\pm 10V$ outputs ♦ 6-32V DC local/bus power

Description

DT330 series signal conditioners provide two independent I/O channels in a single, space-saving unit. The DT338 model is a four-wire dual transmitter that isolates and converts high-level DC voltage inputs to proportional control signals. Each channel supports DC current or voltage output. An optional DIN rail bus can deliver primary or redundant power to multiple units.

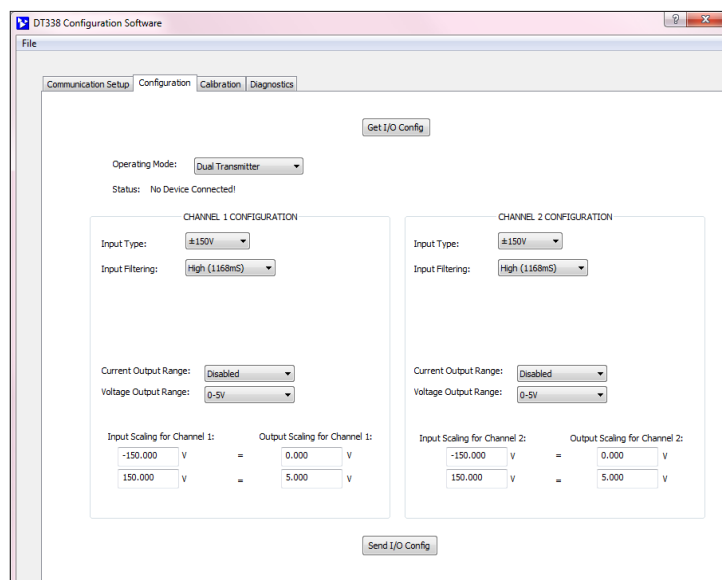
High-voltage isolation separates inputs, outputs, and power from each other. Isolation protects from surges, reduces noise, and eliminates ground loop errors.

Setup and calibration are fast and easy with a convenient USB connection to your PC and Acromag's Windows configuration software. The Android app enables setup with mobile devices.

Advanced signal processing capabilities, variable range input/output, and convenient USB programming make this instrument very versatile. These transmitters can withstand harsh industrial environments and operate reliably across a wide temperature range with very low drift. They feature RFI, EMI, ESD, EFT, and surge protection plus low radiated emissions.

Key Features & Benefits

- Operate as a dual transmitter, a single transmitter, or a signal splitter
- Easy configuration via USB with Windows software or Agility™ app for Android
- Independently adjustable and scalable input and output ranges
- Selectable high voltage input ranges: $\pm 15V$, $\pm 75V$, $\pm 150V$, 0-15V, 0-75V, 0-150V DC
- Selectable current and voltage output ranges: 0-20mA, 4-20mA, $\pm 5V$, $\pm 10V$, 0-5V, 0-10V DC
- Supports reverse-acting (inverse) output
- High accuracy, linearity, stability, and reliability
- User-selectable filtering (none, low, med., high)
- Bus power, local power, or both (redundancy)
- Space-saving 17.5mm (0.7 inch) unit with pluggable terminals for convenient wiring
- 1500V input isolation, 5-way, (power/input/output)
- Wide ambient operation (-40 to 70°C)
- CE compliant. UL/cUL Class I Div 2, ATEX / IECEx Zone 2



Windows configuration software (FREE) at www.acromag.com

Android Agility™ app (FREE) at [Google Play Store](https://play.google.com/store/apps/details?id=com.acromag.agility)

Save configuration files for convenient copy/restore capability.

Acromag THE LEADER IN INDUSTRIAL I/O

Tel 877-214-6267 ■ sales@acromag.com ■ www.acromag.com ■ 30765 Wixom Rd, Wixom, MI 48393 USA

Transmitters: DT330 Series

DT338 High DC voltage input four-wire dual transmitter

Performance Specifications

IMPORTANT: To prevent damage or errors from grounded PCs and surges, Acromag strongly recommends use of their USB-ISOLATOR when configuring a DT330 Series transmitter.

■ USB Interface

USB Connection

Type: USB Mini-B type socket, 5-pin.
Data rate: 12Mbps. USB v1.1 and 2.0 compatible.
Maximum cable length: 5.0 meters.
Transient voltage suppression on power and data lines.

USB Driver

Not required. Uses built-in Human Interface Device (HID) USB drivers of the Windows operating system.

■ Input (two channels)

Default Configuration/Calibration

Input: $\pm 150V$, medium filter.
Output: 4 to 20mA.

A/D Converters (ADC)

Two 24-bit Sigma Delta ADCs (only 16-bits used).

Input Ranges

Path A: $\pm 15V$, 0-15V.
Path B: $\pm 75V$, $\pm 150V$, 0-75V 0-150V DC.

Ambient Temperature Effect

Better than $\pm 80\text{ppm}/^{\circ}\text{C}$ ($\pm 0.008\%/^{\circ}\text{C}$).

Scaling Adjust

Full range.

Input Impedance

Path A: 500K Ω .
Path B: 1M Ω .

Input Over-Voltage Protection

Bipolar Transient Voltage Suppression (TVS) and diode clamping.

Input Filter

RC filter plus variable digital filter (none, low, med., high).

Input Bandwidth

-3dB @ 34Hz (no filtering).

Noise Rejection

Common Mode: 100dB no filter (120dB high filter).
Normal Mode: Path A 32dB, Path B 52dB, 60Hz no filter.
($>80\text{dB}$ med./high filter).

■ Output (two channels)

D/A Converters (DAC)

Two 16-bit D/A converters.

Output Ranges

$\pm 10V$ ($\pm 11V$ maximum).
 $\pm 5V$ ($\pm 5.5V$ maximum).
0 to 10V (11V maximum).
0 to 5V (5.5V maximum).
0 to 20mA (24mA maximum).
4 to 20mA (24mA maximum).

Output Accuracy

$\pm 0.05\%$ typical, $\pm 0.1\%$ maximum.

Output Load

Voltage output: 1K ohms minimum.
Current output: 0-550 ohms.

Output Compliance

11V, typical.

Output Response Time (for step input change)

Time to reach 98% of final output value (typical)

No filter: 25 milliseconds
Low filter: 41 milliseconds
Medium filter: 140 milliseconds
High filter: 1140 milliseconds

Output Ripple

Less than $\pm 0.1\%$ of output span.

■ Environmental

Operating Temperature Range

Operation: -40 to 70°C (-40° to 158°F).
Storage: -40 to 85°C (-40 to 185°F).

Relative humidity

5 to 95% non-condensing.

Power Requirement

6-32V DC SELV, 1.6W max.

Isolation

1500V AC peak. 250V AC (354V DC) continuous isolation between inputs, outputs, and power (5-way).

Shock and Vibration Immunity

Vibration: 4g, per IEC 60068-2-6.
Shock: 25g, per IEC 60068-2-27.

Approvals

CE compliant. UL/cUL listed Class I Division 2 Groups ABCD. ATEX/IECEx Zone 2.

Electromagnetic Compatibility (EMC) Compliance

Radiated Emissions: BS EN 61000-6-4, CISPR 16.
RFI: BS EN 61000-6-2, IEC 61000-4-3.
Conducted RFI: BS EN 61000-6-2, IEC 61000-4-6.ESD: BS EN 61000-6-2, IEC 61000-4-2.
EFT: BS EN 61000-6-2, IEC 61000-4-4.
Surge Immunity: BS EN 61000-6-2, IEC 61000-4-5.

■ Physical

General

General-purpose enclosure designed for mounting on 35mm "T-type" DIN rail.

Case Material

Self-extinguishing polyamide, UL94 V-0 rated.

I/O Connectors

Removable plug-in terminal blocks rated for 12A/250V; AWG #26-12, stranded or solid copper wire.

Dimensions

17.5 x 114.5 x 99.0 mm (0.7 x 4.51 x 3.90 inches).
Unit weight: 0.16 kg (0.35 pounds).
Shipping Weight: 0.22 kg (0.5 pounds) packed.

Ordering Information

Models

[DT338-0700](#)

Four-wire dual transmitter, high voltage DC inputs, isolated current or voltage outputs.

Services

[DT330-Config/Cal](#)

Factory custom configuration/calibration service.
Specify input type, input/output, zero and full-scale values, and filtering, on order.

Software

[TTC-SIP](#) (recommend one kit per customer)

Windows Software Interface Package for Acromag DT Series transmitters. Includes configuration software CD-ROM (5040-944), isolator (USB-ISOLATOR) and two USB cables (4001-112, 4001-113).

[Agility Mobile Application](#)

Software configuration software for an Android smart device. Download for free from the Google Play Store. Requires 5028-565 and 4001-113 cables.

Accessories

[TT BUS-KIT](#)

DIN rail bus power connector and left/right terminal blocks. One kit supports multiple transmitters.

[USB-ISOLATOR](#)

USB-to-USB isolator, includes USB cable (4001-112).

[4001-112](#)

USB cable, 1 meter, with Type A to Type B plugs.

[4001-113](#)

USB cable, 1 meter, with Type A to Mini-B plugs.

[4001-252](#)

DIN rail end stop for hazloc approvals.

[5028-565](#)

USB-OTG 6 inch cable.

ISO9001
AS9100  MADE IN USA

Acromag 
THE LEADER IN INDUSTRIAL I/O

Tel 877-214-6267 ■ sales@acromag.com ■ www.acromag.com ■ 30765 Wixom Rd, Wixom, MI 48393 USA

Transmitters: DT Series



Accessories



◆ Configuration Software



DT Series Configuration

Simple to use, whether you need the full software interface package (includes USB isolator and cables) or just the configuration software itself. Acromag makes it easy to get started.

Acromag Agility™ Config Tool

Easy to download, configuration tool mobile app for free download at the [Google Play Store](#).

Ordering Information

[TTC-SIP](#)

Software Interface Package for Acromag DT/SP/TT Series. Includes configuration software CD-ROM, USB isolator and two USB cables (4001-112, 4001-113)

[DT330-Config/Cal](#)

Factory custom configuration/calibration service. Specify input type, input/output zero and full-scale values, filtering, and sensor fault settings on order.

◆ Bus-Kit



TT Bus-Kit


DIN rail bus power connector and left/right terminal blocks. One kit supports multiple DT Series transmitters.

Ordering Information

[TT BUS-Kit](#)

DIN rail bus power connector and left/right terminal blocks for DT, SP, or TT Series.

◆ Mounting Hardware



Din-Rail Mounting

For your convenience, Acromag offers several mounting accessories to simplify your system installation. Our 19" rack-mount kit provides a clean solution for mounting your I/O modules and a power supply. Or you can buy precut DIN rail strips for mounting on any flat surface.

Ordering Information

[20RM-16-DIN](#)

19" rack-mount kit with DIN rail.

[DIN RAIL 3.0](#)

[DIN RAIL 16.7](#)

DIN rail strip, Type T, 3 inches (75mm) or 16.7 inches (425mm)

◆ Power Supplies



Universal Slimline Power Supplies

Input Power Requirement
Universal Input (85-264V AC / 100-370V DC)
Output
10W, 15W, 30W, 60W, 90W, 120W, 240W

Ordering Information

[PSSR-VB24](#)

Power supply, 15W, 0.65A at 24V DC

[PSSR-VD24](#)

Power supply, 60W, 2.5A at 24V DC

Visit www.acromag.com for additional models and more information.

◆ USB Isolator



USB-to-USB Isolator

This compact, industrial-grade isolator provides a high-voltage isolation barrier between a computer and a connected USB device; protecting equipment from electrical surges, transient voltage spikes, and ground loop currents.

Ordering Information

[USB-Isolator](#)

USB isolator, includes USB cable (Part # 4001-112) for isolator-to-PC connection

◆ USB Cables



USB Cables

Cables for PC-to-USB isolator, USB isolator-to-transmitter connections, and mobile device-to-USB isolator-to-transmitter connections.

Ordering Information

[4001-112](#)

USB Cable, Type A to Type B, 1 meter

[4001-113](#)

USB Cable, Type A to Mini-B, 1 meter

[5028-565](#)

USB Cable, USB OTG Cable, 6 inches