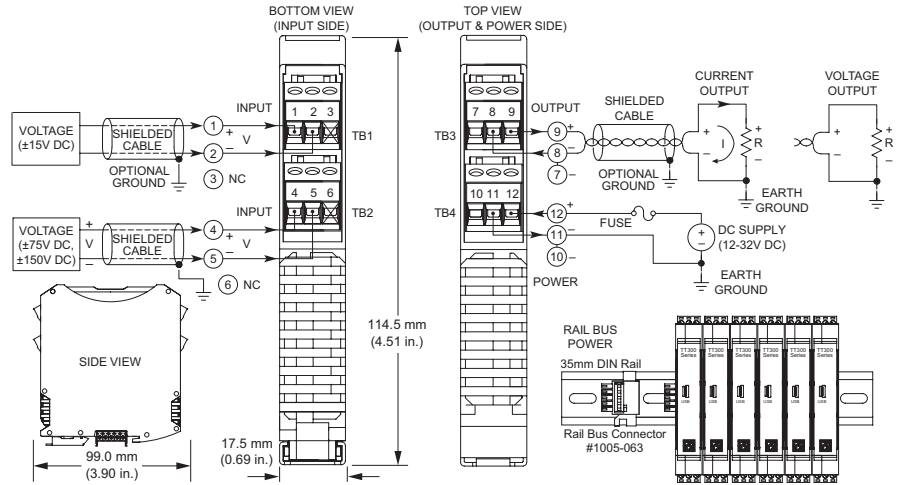


Transmitters: TT330 Series

TT338 High voltage input four-wire transmitter



Multi-range ± 15 , ± 75 , or ± 150 V input ♦ Universal current/voltage output ♦ 12-32V DC local/bus power

Description

The TT338 model is a space-saving four-wire transmitter that isolates and converts a high level DC voltage input to a proportional control signal. DC current and voltage output are both supported on a single model. An optional DIN rail bus can deliver primary or redundant power to multiple units without wiring.

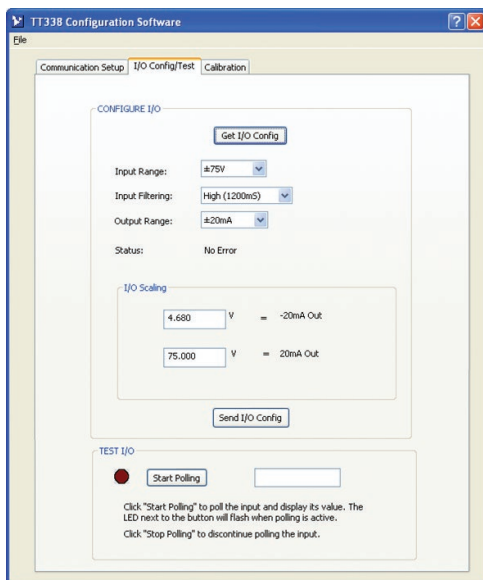
High-voltage isolation separates the input from the output circuit. Isolation protects from surges, reduces noise, and eliminates ground loop errors.

Setup and calibration are fast and easy with a convenient USB connection to your PC and Acromag's Windows configuration software.

Advanced signal processing capabilities, variable range input, and convenient USB programming make this instrument a very versatile temperature measurement device. These transmitters can withstand harsh industrial environments and operate reliably across a wide temperature range with very low drift. They feature RFI, EMI, ESD, EFT, and surge protection plus low radiated emissions.

Key Features & Benefits

- Easy setup and digital calibration via USB with Windows configuration software
- Single unit supports ± 15 V, ± 75 V, and ± 150 V DC input ranges
- Universal output connections support ranges up to ± 21 mA or ± 10.5 V DC without rewiring
- Space-saving 17.5mm (0.7 inch) unit with pluggable terminals for convenient wiring
- High accuracy, linearity, stability, and reliability
- User-selectable filtering (none, low, med., high)
- Adjustable response times (50ms to 1200ms)
- Supports reverse-acting (inverse) output
- Bus power, local power, or both
- Redundant ready power
- 1500V input isolation
- Shock (25g) and vibration (4g) resistant
- Mounts on Type T DIN-rail
- Wide ambient operation (-40 to 80°C)
- CE compliant. UL/cUL Class I Div 2, ATEX / IECEx Zone 2 approvals



TT330 Series Transmitter Configuration Software is downloadable (FREE) from www.acromag.com. Windows® XP, Vista, 7, and 8

The Agility™ Config Tool is downloadable (FREE) at the [Google Play Store](https://play.google.com/store/apps/details?id=com.acromag.agility) For Android Devices only

TT338 Model software allows you to configure transmitters offline, save the file, and download into units later, at your convenience.

Acromag 
THE LEADER IN INDUSTRIAL I/O

Tel 877-214-6267 ■ sales@acromag.com ■ www.acromag.com ■ 30765 Wixom Rd, Wixom, MI 48393 USA



Transmitters: TT330 Series

TT338 High voltage input four-wire transmitter

Performance Specifications

IMPORTANT: To prevent damage or errors from grounded PCs and surges, Acromag strongly recommends use of their USB-ISOLATOR when configuring a TT330 Series transmitter.

■ USB Interface

USB Connector

USB Mini-B type socket, 5-pin

USB Data Rate

12Mbps. USB v1.1 and 2.0 compatible

USB Transient Protection

Transient voltage suppression on power and data lines.

USB Cable Length

5.0 meters maximum

Driver

Not required. Uses built-in Human Interface Device (HID) USB drivers of the Windows operating system.

■ Input

Default Configuration/Calibration

Input: $\pm 15V$, medium filter

Output: 4 to 20mA

Input Ranges and Accuracy

| Range | Accuracy |
|---------------|----------------------|
| $\pm 15V$ DC | $\pm 0.05\%$ of span |
| $\pm 75V$ DC | $\pm 0.05\%$ of span |
| $\pm 150V$ DC | $\pm 0.05\%$ of span |

Error includes the effects of repeatability, terminal point conformity, and linearization.

Ambient Temperature Effect

Better than $\pm 80\text{ppm}/^{\circ}\text{C}$ ($\pm 0.008\%/^{\circ}\text{C}$)

Zero Scaling Adjust

0 to 95% of range, typical

Full Scale Adjust

5 to 100% of full scale range, typical

Input Over-Voltage Protection

Bipolar Transient Voltage Suppressors (TVS), 220V working typical.

Input Resolution

Bipolar input: 1 part in 50000 (± 25000)

Unipolar input: 1 part in 25000

Input Impedance

Greater than 1M ohms

Input Filter

Selectable digital filtering settings (none, low, medium, and high).

Noise Rejection

Normal mode @ 60Hz:

>15dB (no filter), >80dB (high filter)

Common mode @ 60Hz:

>70B (no filter), >120dB (high filter)

■ Output

Output Range

| Range | Over-Range | Resolution |
|------------|--------------------|-----------------|
| $\pm 10V$ | $\pm 10.5V$ | 1 part in 62415 |
| ± 5 | $\pm 5V$ | 1 part in 31208 |
| 0 to 10V | -0.5527 to +10.5V | 1 part in 59293 |
| 0 to 5V | -0.27634 to +5.25V | 1 part in 59293 |
| $\pm 20mA$ | $\pm 21mA$ | 1 part in 62415 |
| 0 to 20mA | -1.1054 to 21mA | 1 part in 59293 |
| 4 to 20mA | -1.1054 to 21mA | 1 part in 47434 |

Output Load

Voltage output: 1K ohms minimum

Current output: 0-525 ohms

Output Response Time (for step input change)

| Time to reach 98% of final output value (typical) | | |
|---|-------------------|-----------------------------|
| | TB1 ($\pm 15V$) | TB2 ($\pm 75V, \pm 150V$) |
| No filter | 49 milliseconds | 49 milliseconds |
| Low filter | 69 milliseconds | 68 milliseconds |
| Medium filter | 175 milliseconds | 152 milliseconds |
| High filter | 1164 milliseconds | 944 milliseconds |

Output Ripple

Less than $\pm 0.1\%$ of output span

Output Ambient Temperature Drift

Better than $\pm 80\text{ppm}/^{\circ}\text{C}$ ($\pm 0.008\%/^{\circ}\text{C}$)

■ Environmental

Operating temperature

-40 to 80°C (-40° to 176°F)

Storage temperature

-40 to 85°C (-40 to 185°F)

Relative humidity

5 to 95% non-condensing

Power Requirement

12-32V DC SELV (Safety Extra Low Voltage), 24mA max.

Isolation

1500V AC peak. 250V AC (354V DC) continuous isolation between input, output, and power (3-way).

Shock and Vibration Immunity

Vibration: 4g, per IEC 60068-2-6

Shock: 25g, per IEC 60068-2-27

Approvals

CE compliant. UL/CUL listed Class I Division 2 Groups

ABCD. ATEX / IECEx Zone 2 approvals.

Electromagnetic Compatibility (EMC) Compliance

Radiated Emissions: BS EN 61000-6-4, CISPR 16

RFI: BS EN 61000-6-2, IEC 61000-4-3

Conducted RFI: BS EN 61000-6-2, IEC 61000-4-6

ESD: BS EN 61000-6-2, IEC 61000-4-2

EFT: BS EN 61000-6-2, IEC 61000-4-4

Surge Immunity: BS EN 61000-6-2, IEC 61000-4-5

■ Physical

General

General-purpose enclosure designed for mounting on 35mm "T-type" DIN rail.

Case Material

Self-extinguishing polyamide, UL94 V-0 rated, color light gray. General-purpose NEMA Type 1 enclosure.

I/O Connectors

Removable plug-in terminal blocks rated for 12A/250V; AWG #26-12, stranded or solid copper wire.

Dimensions

17.5 x 114.5 x 99.0 mm (0.7 x 4.51 x 3.90 inches)

Shipping Weight

0.22 kg (0.5 pounds) packed

Ordering Information

Models

TT338-0700

Four-wire transmitter, high voltage input.

Services

TT330-Config/Cal

Factory custom configuration/calibration service.

Specify input type, input/output zero and full-scale values, and filtering, on order.

Software

TTC-SIP (recommend one kit per customer)

Software Interface Package for Acromag TT Series transmitters. Includes configuration software CD-ROM (5040-944), isolator (USB-ISOLATOR) and two USB cables (4001-112, 4001-113).

Accessories

See www.acromag.com for more information.

USB-ISOLATOR

USB-to-USB isolator, includes USB cable (4001-112)

TT BUS-KIT

DIN rail bus power connector and left/right terminal blocks. One kit supports multiple transmitters.

ISO9001
AS9100 
MADE IN USA

Acromag 
THE LEADER IN INDUSTRIAL I/O


Tel 877-214-6267 ■ sales@acromag.com ■ www.acromag.com ■ 30765 Wixom Rd, Wixom, MI 48393 USA

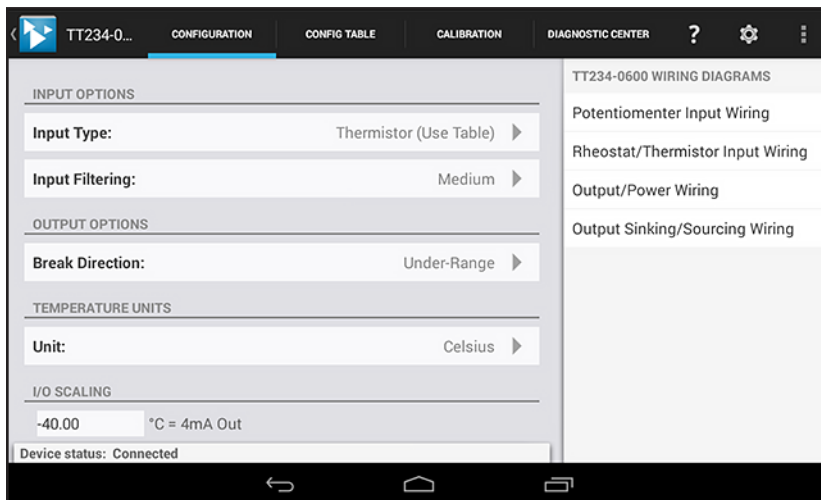
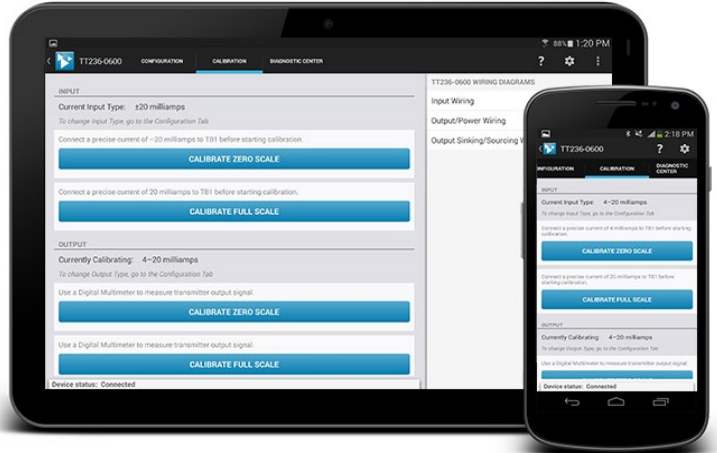
Transmitters: TT Series

Acromag Agility™ Config Tool Mobile Application

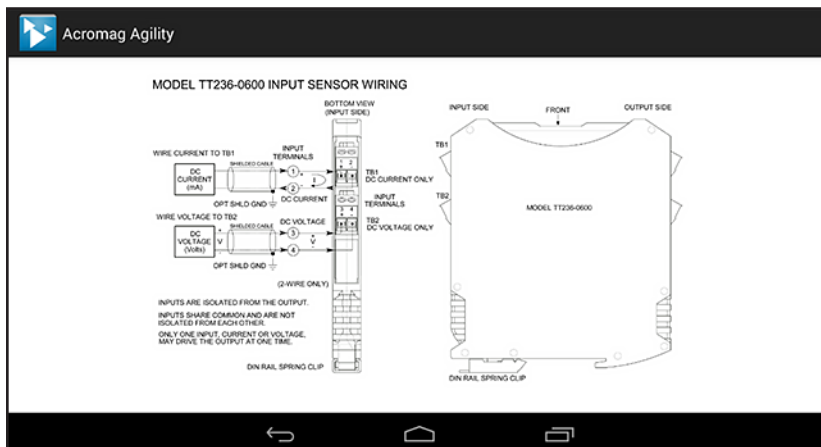
The Agility™ Config Tool is a mobile application that allows easy setup and configuration of Acromag TT Series transmitters via a tethered mobile device.

This free app is available for Android devices at the Google Play store at [Acromag Agility™ Config Tool](#).

Demo the software, no need for a module. To enter demo mode simply tap the  icon in the upper left corner 8 times.



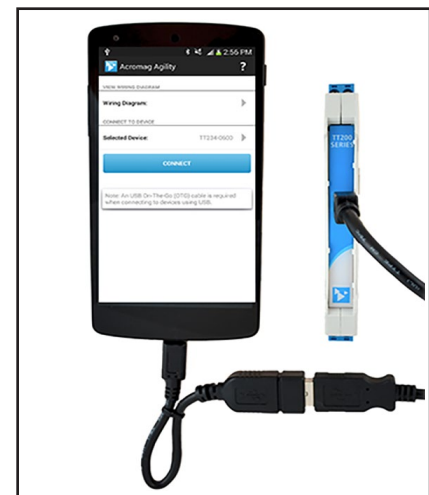
With a couple of taps, quickly configure input, output, unit and scaling options.



Quick and easy access to the wiring diagram, even offline without internet access.

Key Features & Benefits

- Connects to Acromag TT Series transmitters (except models TT231)
- Requires the use of USB OTG Cable (Acromag part #: 5028-565) and USB A to Mini B Cable (Acromag part #: 4001-113)
- Configures and calibrates TT Series products via phone or tablet running Android 4.3 ICS (Ice Cream Sandwich) or later.
- View wiring diagrams, even without an internet connection
- Perform quick and easy field diagnostics and troubleshooting
- Ideal for field technicians



Acromag 
THE LEADER IN INDUSTRIAL I/O

Tel 877-214-6267 ■ sales@acromag.com ■ www.acromag.com ■ 30765 Wixom Rd, Wixom, MI 48393 USA