

Monitoring and Control Solutions

TT230 Series Brochure

Loop-Powered

USB Configured

Slim Design



Space-Saving 2-Wire Isolated Transmitters

Depend on Acromag

Experience counts:

especially when
you are selecting
an I/O partner.
And with 60+ years
of I/O experience,
Acromag can help
you to improve
reliability, increase
productivity and
reduce your costs.



ISO9001
AS9100



Acromag: The I/O Leader

Acromag is a customer-driven manufacturer focused on developing process automation I/O products that provide the best long term value in the industry. Compare and you'll find that Acromag products offer an unmatched balance of price, performance, and features.

60+ Years of I/O Experience

Acromag has more than 60 years of measurement and control experience. Since 1957, we have delivered nearly a million units to thousands of customers around the globe for manufacturing, power, environmental, transportation, and military applications.

Top Quality and a 2-Year Warranty

We take every measure to guarantee you dependable operation and products that perform at or beyond their specifications. Our state-of-the-art manufacturing and military-grade components add an extra degree of ruggedness. Most products qualify for an extended 2-year warranty. And with ISO9000/AS9100 certified quality control, you get full confidence.

All trademarks are the property of their respective owners.

Online Ordering

For your convenience, Acromag provides full product documentation and pricing information on our website. You can obtain quotes or even place your order directly on our website.

Fast Delivery from Stock

Most products can be shipped within 24 hours of receiving your order.

Special Services

We are happy to accommodate your special requirements and offer the following services:

- custom product development
- custom calibration
- source inspections, quality audits
- special shipping, documentation
- protective humiseal coating
- plastic and stainless steel tagging

Certification and Approvals

Many Acromag products carry globally recognized agency approvals and safety certifications.

- CE
- Ethernet conformance
- UL, cUL
- Modbus conformance
- ATEX
- Profibus certification
- CSA
- IECex

Transmitters: TT230 Series



TT230 Series Thin 2-Wire Transmitters



Introduction

The TT230 series features space-saving thin transmitters and isolators that combine flexibility with rugged housing to withstand harsh industrial environments. Advanced signal processing capabilities, variable range input, and convenient USB programming make these instruments versatile for many applications.

Input

Various sensor signals (by model)

Output

4-20mA current (sink or source)

Power

■ Loop-power (2-wire connection)

Key Features and Benefits

- Space saving 12.5mm housing
- Easy setup via USB with Windows® configuration software
- Supports sink and source output in a single model
- Better than 0.1% accuracy
- 1500V AC isolation
- Wide operation temperature of -40 to 80°C
- Fast response times
- Adjustable filtering levels
- Normal/reverse acting operation (except TT231)
- Shock and vibration resistant
- CE Compliant. UL/cUL Class 1 Div 2 Zone 2 approvals. ATEX / IECEx Zone 2.

TT231 RTD Input



Input

- 100 ohm Pt RTD; alpha = 379-393
- 0-900 ohms linear resistance

[See data sheet](#)

TT233 Thermocouple, Millivolt Input



Input

- Type J,K,T,R,S,E,B,N thermocouple
- ±100mV

[See data sheet](#)

TT234 Potentiometer/ Thermistor Input



Input

- 100-100K ohms from potentiometer/slidewire
- 2K - 30K ohms thermistor
- Custom 100 - 1M ohms

[See data sheet](#)

TT235 Isolated RTD Input



Input

- 100, 200, 500, or 1000 ohm Pt RTD; 120 ohm Ni RTD; 10 ohm Cu RTD
- 0-450 ohms linear resistance

[See data sheet](#)

TT236 Current, Millivolt Input



Input

- 0-20mA, 4-20mA DC
- ±1mA, ±20mA DC
- 0-500mV DC
- ±500mV DC
- 0-20A AC

[See data sheet](#)

TT237 Low-Voltage Input



Input

- ±1V DC
- ±5V DC
- ±10V DC

[See data sheet](#)

TT238 High-Voltage Input



Input

- ±15V DC
- ±75V DC
- ±150V DC

[See data sheet](#)

TT239 Frequency, Pulse Input



Input

- 0 - 100Khz
- Up to 12V rms amplitude
- Unipolar or bipolar signals

[See data sheet](#)

Acromag 
THE LEADER IN INDUSTRIAL I/O

Tel: 877-214-6267 ■ sales@acromag.com ■ www.acromag.com ■ 30765 S Wixom Rd, Wixom, MI 48393 USA

Transmitters: TT230 Series

Key Features

Sink or Source Output

Extra output connections support sourced output with local power supply.

Loop-powered 4-20mA

Power is received from the output loop (2-wire) to provide sinking current output.

Simple Configuration

Digital setup and calibration with straightforward Windows (Vista and newer) software via USB.



Space Saving

A strikingly thin enclosure, at only 12.5mm wide, to easily achieve high-density DIN-rail mounting.

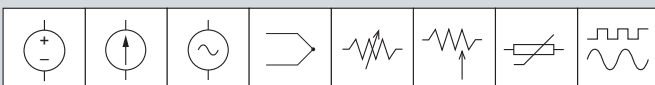


Rugged Design

Wide ambient temperature operation, shock and vibration-resistant, as well as CE and UL/cUL Class 1, Division 2, Zone 2 approved and ATEX and IECEx certified.



Input Options



Transmitters: TT230 Series



General Operation and Performance Specifications

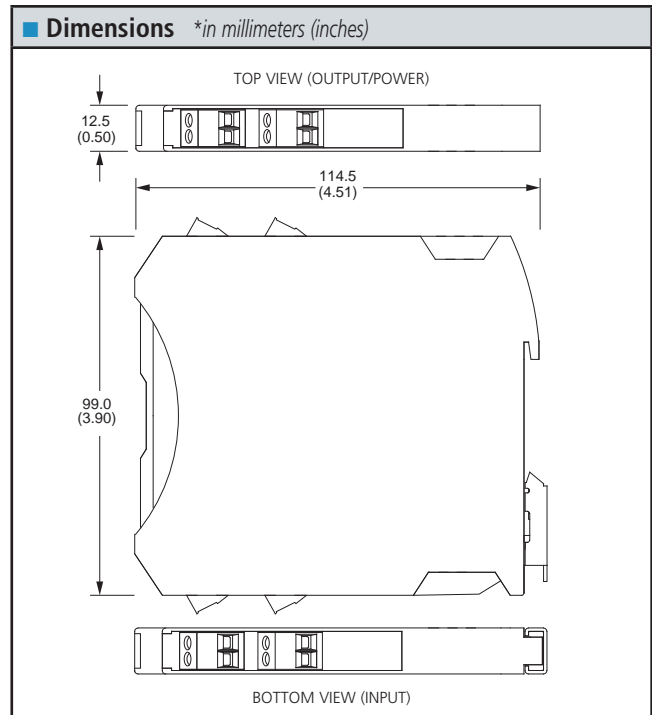
The following specifications are common to all TT230 Series transmitter modules.

■ USB Interface	
USB Connector	USB Mini-B type socket, 5-pin
USB Data Rate	12Mbps. USB v1.1 and 2.0 compatible

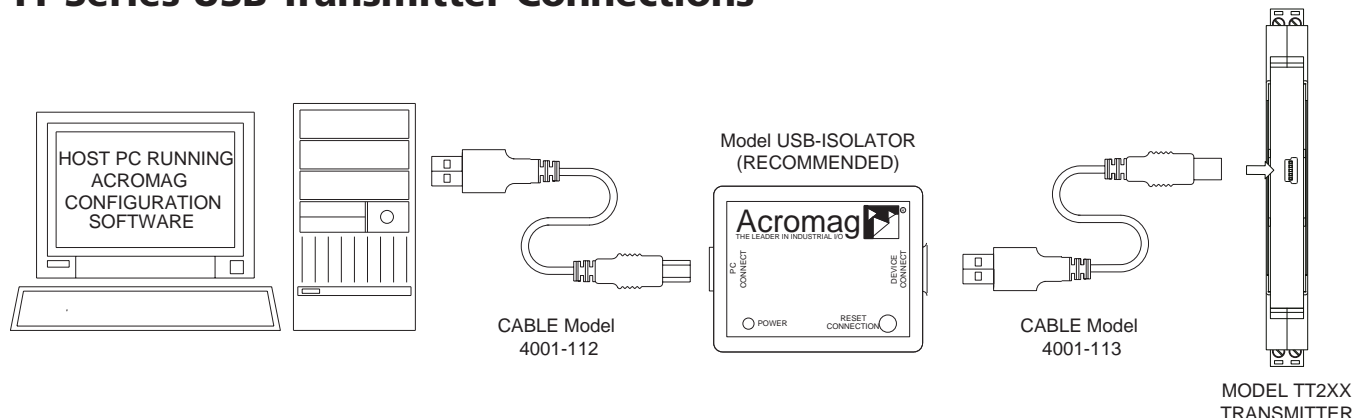
■ Output	
Output Range	4 to 20mA DC
Accuracy	±0.05% of span typical

■ Environmental	
Operating Temperature	-40 to 80°C (-40° to 176°F)
Storage Temperature	-40 to 85°C (-40 to 185°F)
Relative Humidity	5 to 95% non-condensing
Power Requirement	12-32V DC DC SELV (Safety Extra Low Voltage); 24mA max.
Isolation (except model TT231)	1500V AC peak. 250V AC (354V DC) continuous isolation between input and output circuits.
Shock and Vibration Immunity	Vibration: 4g, per IEC 60068-2-6 Shock: 25g, per IEC 60068-2-27
Electromagnetic Compatibility (EMC) Compliance	Radiated Emissions: BS EN 61000-6-4, CISPR 16 RFI: BS EN 61000-6-2, IEC 61000-4-3 Conducted RFI: BS EN 61000-6-2, IEC 61000-4-6 ESD: BS EN 61000-6-2, IEC 61000-4-2 EFT: BS EN 61000-6-2, IEC 61000-4-4 Surge Immunity: BS EN 61000-6-2, IEC 61000-4-5
Approvals	CE compliant. UL/cUL listing. Designed for Class I; Division 2; Groups ABCD; Zone 2. ATEX / IECEx Zone 2.

■ Physical	
General	General-purpose enclosure designed for mounting on 35mm "T-type" DIN rail.
Case Material	Self-extinguishing polyamide, UL94 V-0 rated, color light gray. General-purpose NEMA Type 1 enclosure.
I/O Connectors	Removable plug-in terminal blocks rated for 12A/250V; AWG #26-12, stranded or solid copper wire.
Shipping Weight	0.22 kg (0.5 pounds) packed

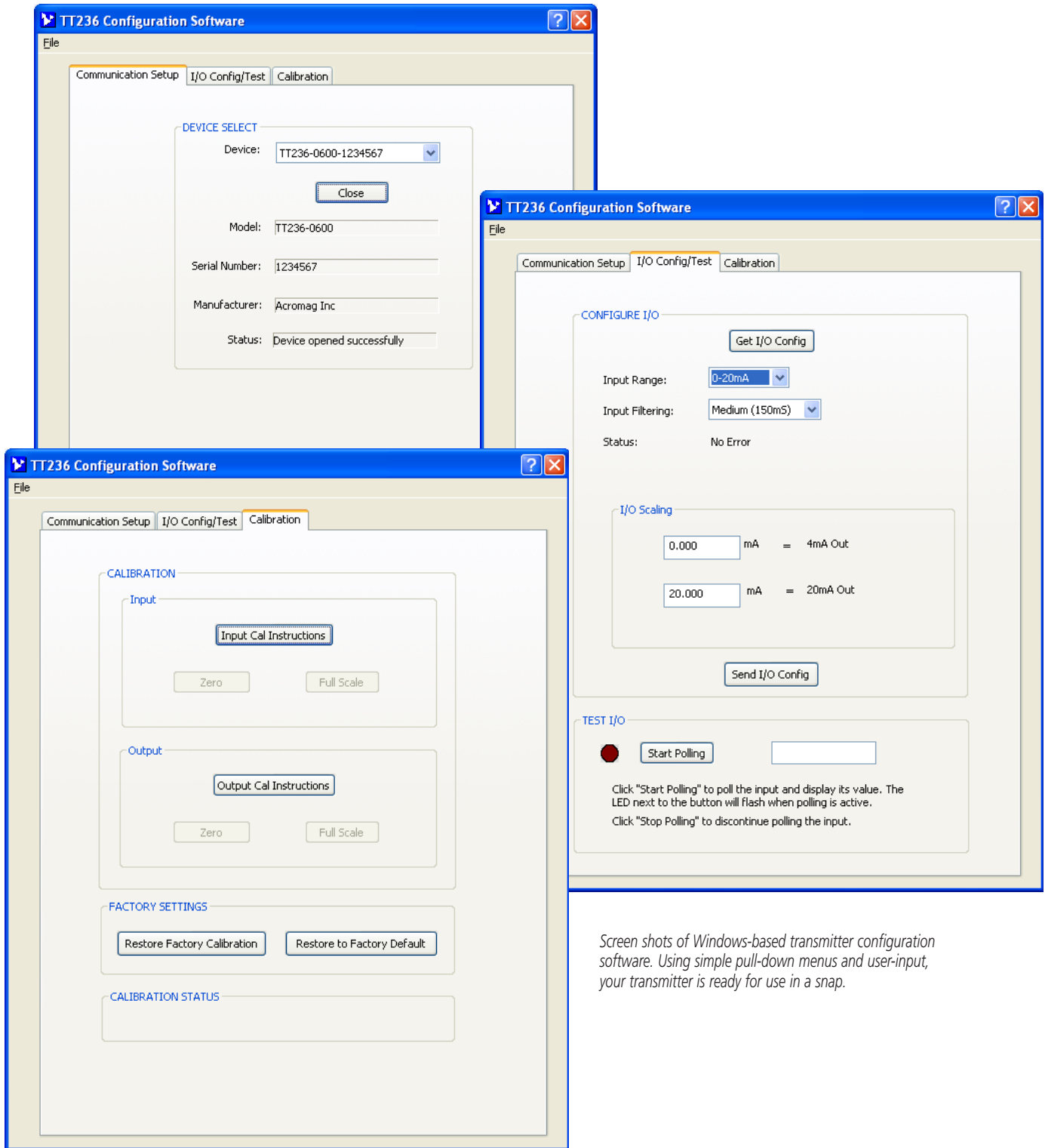


TT Series USB Transmitter Connections



Transmitters: TT230 Series

Module Configuration



Screen shots of Windows-based transmitter configuration software. Using simple pull-down menus and user-input, your transmitter is ready for use in a snap.

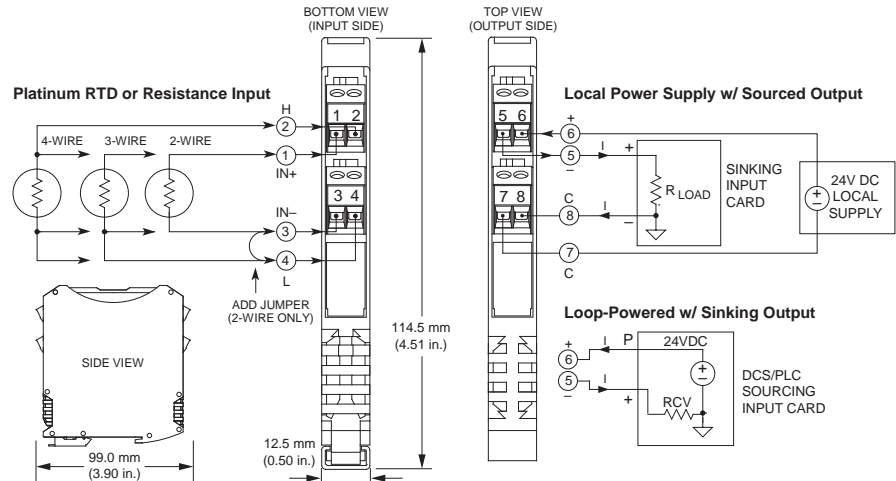


Transmitters: TT230 Series

TT231 RTD/resistance input two-wire/three-wire transmitter



USB Configured



100 ohm Pt RTD or 0-900 ohm input ◆ 4-20mA output (sink/source) ◆ 12-32V DC loop/local power

Description

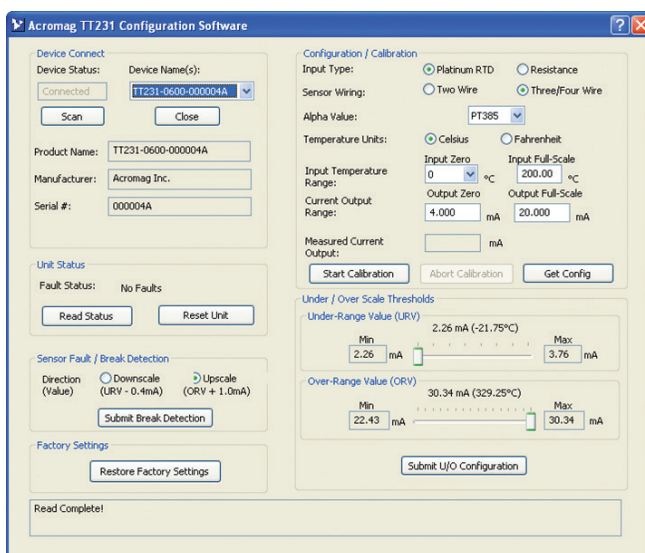
The TT231 model is a space-saving two-wire transmitter that converts a 100 ohm Platinum RTD sensor input to a proportional 4-20mA signal. Power is received from the output loop current or a DC supply when using a three-wire connection. The transmitter provides sensor excitation plus performs linearization, lead-wire compensation, and lead-break detection.

Setup and calibration are fast and easy with a convenient USB connection to your PC and Acromag's Windows configuration software.

Advanced signal processing capabilities, variable range input, and convenient USB programming make this instrument a very versatile temperature measurement device. These transmitters can withstand harsh industrial environments and operate reliably across a wide temperature range with very low drift. They feature RFI, EMI, ESD, EFT, and surge protection plus low radiated emissions.

Key Features & Benefits

- Easy setup and digital calibration via USB with Windows configuration software
- Flexible RTD or linear resistance input ranges (any 100 ohm Pt RTD with 375-393 alpha)
- Space-saving 12.5mm (0.5 inch) unit with pluggable terminals for convenient wiring
- High accuracy, linearity, stability, and reliability
- Advanced analog signal conditioning ASIC eliminates digitization errors
- Low temperature drift (<80ppm/°C)
- Supports sink or source output wiring
- Programmable over/under-range limits
- Selectable upscale or downscale operation for sensor errors and lead-break detection
- NAMUR-compliant output loop current
- Shock (25g) and vibration (4g) resistant
- Mounts on Type T DIN-rail
- Wide ambient operation (-40 to 80°C)
- CE compliant. UL/cUL Class I Div 2, ATEX / IECEx Zone 2 approvals



TT230 Series Transmitter Configuration Software is downloadable (FREE) from www.acromag.com.

Windows XP, Vista, 7, & 8

Acromag 
THE LEADER IN INDUSTRIAL I/O

Tel 877-214-6267 ■ sales@acromag.com ■ www.acromag.com ■ 30765 Wixom Rd, Wixom, MI 48393 USA



Transmitters: TT230 Series

TT231 RTD/resistance input two-wire/three-wire transmitter

Performance Specifications

IMPORTANT: To prevent damage or errors from grounded PCs and surges, Acromag strongly recommends use of their USB-ISOLATOR when configuring a TT230 Series transmitter.

■ USB Interface

USB Connector

USB Mini-B type socket, 5-pin.

USB Data Rate

12Mbps. USB v1.1 and 2.0 compatible.

USB Transient Protection

Transient voltage suppression on power and data lines.

USB Cable Length

5.0 meters maximum.

Driver

Not required. Uses built-in Human Interface Device (HID) USB drivers of the Windows operating system.

■ Input

Default Configuration

100Ω Pt RTD, $\alpha=0.00385 \Omega/\Omega/^{\circ}\text{C}$, 0-200°C input, 4-20mA output, upscale break detection.

Input Configuration

Two-, three- or four-wire sensor input connections.

Input Ranges

100 ohm Platinum RTD, $\alpha = 375\text{-}393$, 385 (default), -50 to 850°C (-58 to 1562°F).

0 to 900 ohms linear resistance.

Programs in °C, °F, or ohmic integer values only.

Zero Adjust

RTD 3/4 wire: -50, -17.78, or 0°C (-58, 0, 32°F).

RTD 2 wire: 0°C (32°F) fixed.

RES: 0 or 100 ohms.

Full-Scale Adjust

RTD: up to 850°C (1562°F), 50°C (58°F) span minimum.

Resistance: up to 900 ohms, 8 ohm span minimum.

Excitation Current

0.5mA, nominal, each \pm lead

Lead-Wire Compensation

25 ohms per lead

Lead Break (Sensor Burnout) Detection

Configurable for either upscale or downscale.

Input Filter Bandwidth

-3dB at 700Hz, typical, normal mode filter.

■ Output

Output Range

4 to 20mA DC.

Under-scale limit adjustable for 2.1 to 3.6mA, nominal.

Over-scale limit adjustable for 21 to 30mA, nominal.

Output Fault Limits (Sensor Fault)

0.4mA below selected under-scale threshold and

1.0mA above over-scale threshold, typical.

Output Compliance

$R_{LOAD} = (V_{SUPPLY} - 8.6V) / 0.020A$.

$R_{LOAD} = 0$ to 750 ohms @ 24V DC.

Output Accuracy

Better than $\pm 0.1\%$ of span, typical for spans less than 500°C. Includes the effects of repeatability, terminal point conformity, and linearization, but does not include sensor error.

Ambient Temperature Effect

Better than $\pm 0.008\%$ per °C of input span or $\pm 80\text{ppm}/^{\circ}\text{C}$, typical. Includes the combined effects of zero and span drift over temperature.

Output Response Time (for step input change)

500μs, typical with 250 ohm load (to reach 98% of final output value).

■ Environmental

Operating temperature

-40 to 80°C (-40° to 176°F)

Storage temperature

-40 to 85°C (-40 to 185°F)

Relative humidity

5 to 95% non-condensing

Power Requirement

9-32V DC SELV (Safety Extra Low Voltage),

30mA max.

Shock and Vibration Immunity

Vibration: 4g, per IEC 60068-2-6

Shock: 25g, per IEC 60068-2-27

Electromagnetic Compatibility (EMC) Compliance

Radiated Emissions: BS EN 61000-6-4, CISPR 16

RFI: BS EN 61000-6-2, IEC 61000-4-3

Conducted RFI: BS EN 61000-6-2, IEC 61000-4-6

ESD: BS EN 61000-6-2, IEC 61000-4-2

EFT: BS EN 61000-6-2, IEC 61000-4-4

Surge Immunity: BS EN 61000-6-2, IEC 61000-4-5

Approvals

CE compliant. Designed for UL/cUL Class I Division 2 Groups ABCD, ATEX / IECEx Zone 2.

■ Physical

General

General-purpose enclosure designed for mounting on 35mm "T-type" DIN rail.

Case Material

Self-extinguishing polyamide, UL94 V-0 rated, color light gray. General-purpose NEMA Type 1 enclosure.

I/O Connectors

Removable plug-in terminal blocks rated for 12A/250V; AWG #26-12, stranded or solid copper wire.

Dimensions

12.5 x 114.5 x 99.0 mm (0.5 x 4.51 x 3.90 inches)

Shipping Weight

0.22 kg (0.5 pounds) packed

Ordering Information

Models

TT231-0600

Transmitter, RTD/resistance input

Services

TT230-Config/Cal

Factory custom configuration/calibration service.

Specify input type, input/output zero and full-scale values, filtering, and sensor fault settings on order.

Software

TTC-SIP (recommend one kit per customer)

Software Interface Package for Acromag TT Series transmitters. Includes configuration software CD-ROM (5040-944), isolator (USB-ISOLATOR) and two USB cables (4001-112, 4001-113).

Accessories

See www.acromag.com for more information.

USB-ISOLATOR

USB-to-USB isolator, includes USB cable (4001-112)

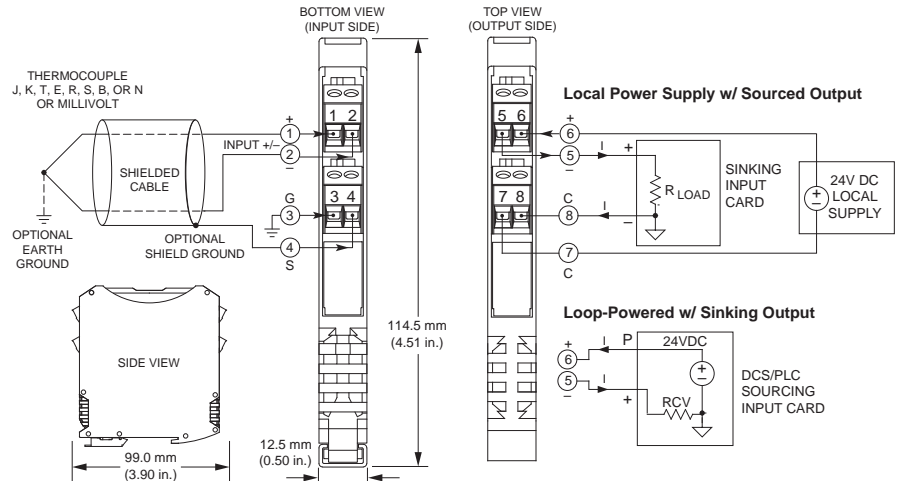
ISO9001
AS9100



Tel 877-214-6267 ■ sales@acromag.com ■ www.acromag.com ■ 30765 Wixom Rd, Wixom, MI 48393 USA

Transmitters: TT230 Series

TT233 Thermocouple/millivolt input two/three-wire transmitter



Universal thermocouple or $\pm 100\text{mV}$ input ♦ 4-20mA output (sink/source) ♦ 12-32V DC loop/local power

Description

The TT233 model is a space-saving two-wire transmitter that isolates and converts a millivolt or thermocouple sensor input to a proportional 4-20mA control signal. Power is received from the output loop current or a DC supply when using a three-wire connection. The transmitter performs thermocouple linearization, cold-junction compensation, and lead-break detection.

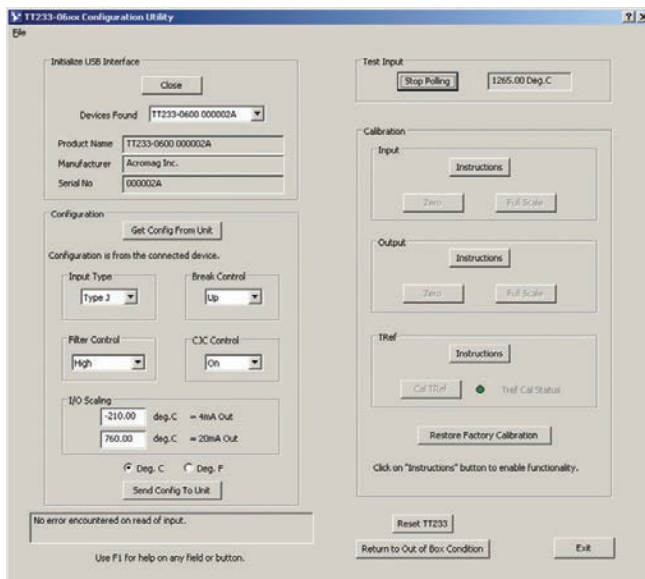
High-voltage isolation separates the input from the output circuit. Isolation protects from surges, reduces noise, and eliminates ground loop errors.

Setup and calibration are fast and easy with a convenient USB connection to your PC and Acromag's Windows configuration software.

Advanced signal processing capabilities, variable range input, and convenient USB programming make this instrument a very versatile temperature measurement device. These transmitters can withstand harsh industrial environments and operate reliably across a wide temperature range with very low drift. They feature RFI, EMI, ESD, EFT, and surge protection plus low radiated emissions.

Key Features & Benefits

- Easy setup and digital calibration via USB with Windows configuration software
- Universal thermocouple or millivolt input (TC Type J, K, T, R, S, E, B, N or $\pm 100\text{mV}$)
- Space-saving 12.5mm (0.5 inch) unit with pluggable terminals for convenient wiring
- High accuracy, linearity, stability, and reliability
- Low temperature drift ($<80\text{ppm}/^\circ\text{C}$)
- User-selectable filtering (none, low, med., high)
- Supports sink or source output wiring
- Supports reverse-acting (inverse) output
- Selectable upscale or downscale operation for sensor errors and lead-break detection
- 1500V input isolation
- NAMUR-compliant output loop current
- Shock (25g) and vibration (4g) resistant
- Mounts on Type T DIN-rail
- Wide ambient operation (-40 to 80°C)
- CE compliant. UL/cUL Class I Div 2, ATEX / IECEx Zone 2 approvals



TT230 Series Transmitter Configuration Software is downloadable (FREE) from www.acromag.com. Windows XP, Vista, 7, & 8

The Agility™ Config Tool is downloadable (FREE) at the [Google Play Store](https://play.google.com/store/apps/details?id=com.acromag.agility) For Android Devices only

TT233 Model software allows you to configure transmitters offline, save the file, and download settings into units later, at your convenience.



Tel 877-214-6267 ■ sales@acromag.com ■ www.acromag.com ■ 30765 Wixom Rd, Wixom, MI 48393 USA



Transmitters: TT230 Series

TT233 Thermocouple input two-wire/three-wire transmitter

Performance Specifications

IMPORTANT: To prevent damage or errors from grounded PCs and surges, Acromag strongly recommends use of their USB-ISOLATOR when configuring a TT230 Series transmitter.

■ USB Interface

USB Connector

USB Mini-B type socket, 5-pin.

USB Data Rate

12Mbps. USB v1.1 and 2.0 compatible.

USB Transient Protection

Transient voltage suppression on power and data lines.

USB Cable Length

5.0 meters maximum.

Driver

Not required. Uses built-in Human Interface Device (HID) USB drivers of the Windows operating system.

■ Input

Default Configuration/Calibration

Input: TC J, -210 to 760°C, high filter, Break: up

Output: 4 to 20mA.

Input Ranges and Accuracy

Input	Range	Accuracy
TC J	-210 to 760°C (-346 to 1400°F)	±0.5°C
TC K	-200 to 1372°C (-328 to 2502°F)	±0.5°C
TC T	-260 to 400°C (-436 to 752°F)	±0.5°C
TC R	-50 to 1768°C (-58 to 3214°F)	±1.0°C
TC S	-50 to 1768°C (-58 to 3214°F)	±1.0°C
TC E	-200 to 1000°C (-328 to 1832°F)	±0.5°C
TC B	260 to 1820°C (500 to 3308°F)	±1.0°C
TC N	-230 to 1300°C (-382 to 2372°F)	±1.0°C
mV	-100 to 100mV	±0.1mV

Error includes the effects of repeatability, terminal point conformity, and linearization. Does not include CJC error.

Thermocouple Reference

(Cold Junction Compensation)

±0.2°C typical, ±0.5°C maximum at 25°C

Ambient Temperature Effect

Better than ±80ppm/°C (±0.008%/°C)

Zero Scaling Adjust

0 to 95% of range, typical

Full Scale Adjust

5 to 100% of full scale range, typical

Lead Break (Sensor Burnout) Detection

Configurable for either upscale (24mA) or downscale (3.3mA) operation.

Input Over-Voltage Protection

Bipolar Transient Voltage Suppressors (TVS), 5.6V clamp level typical.

Resolution

Millivolt input: 0.0025% (1 part in 40,000)
Thermocouple input: 0.1°C.

Input Filter

Selectable digital filtering settings (none, low, medium, high).

Input Filter Bandwidth

Normal mode plus digital filtering within the ADC. Bandwidth (-3dB) varies with digital filter setting from 4Hz without filtering to 0.33Hz with high filtering.

Noise Rejection (Common Mode, High Filter)

155dB @ 60Hz, typical with 100 ohm input unbalance.

■ Output

Output Range

4 to 20mA DC.

Output Compliance

$R_{LOAD} = (V_{SUPPLY} - 11V) / 0.020A$.

$R_{LOAD} = 0$ to 650 ohms @ 24V DC.

Output Response Time (for step input change)

Time to reach 98% of final output value (typical)	
No filtering	104 milliseconds
Low filter	380 milliseconds
Medium filter	760 milliseconds
High filter	960 milliseconds

■ Environmental

Operating temperature

-40 to 80°C (-40° to 176°F)

Storage temperature

-40 to 85°C (-40 to 185°F)

Relative humidity

5 to 95% non-condensing

Power Requirement

12-32V DC SELV (Safety Extra Low Voltage), 24mA max.

Isolation

1500V AC peak. 250V AC (354V DC) continuous isolation between input and output circuits.

Shock and Vibration Immunity

Vibration: 4g, per IEC 60068-2-6

Shock: 25g, per IEC 60068-2-27

Electromagnetic Compatibility (EMC) Compliance

Radiated Emissions: BS EN 61000-6-4, CISPR 16

RFI: BS EN 61000-6-2, IEC 61000-4-3

Conducted RFI: BS EN 61000-6-2, IEC 61000-4-6

ESD: BS EN 61000-6-2, IEC 61000-4-2

EFT: BS EN 61000-6-2, IEC 61000-4-4

Surge Immunity: BS EN 61000-6-2, IEC 61000-4-5

Approvals

CE compliant. Designed for UL/cUL Class I Division 2 Groups ABCD, ATEX / IECEx Zone 2.

■ Physical

General

General-purpose enclosure designed for mounting on 35mm "T-type" DIN rail.

Case Material

Self-extinguishing polyamide, UL94 V-0 rated, color light gray. General-purpose NEMA Type 1 enclosure.

I/O Connectors

Removable plug-in terminal blocks rated for 12A/250V; AWG #26-12, stranded or solid copper wire.

Dimensions

12.5 x 114.5 x 99.0 mm (0.5 x 4.51 x 3.90 inches)

Shipping Weight

0.22 kg (0.5 pounds) packed

Ordering Information

Models

TT233-0600

Transmitter, thermocouple/millivolt input.

Services

TT230-Config/Cal

Factory custom configuration/calibration service. Specify input type, input/output zero and full-scale values, filtering, and sensor fault settings on order.

Software

TTC-SIP (recommend one kit per customer)

Software Interface Package for Acromag TT Series transmitters. Includes configuration software CD-ROM (5040-944), isolator (USB-ISOLATOR) and two USB cables (4001-112, 4001-113).

Accessories

See www.acromag.com for more information

USB-ISOLATOR

USB-to-USB isolator, includes USB cable (4001-112)

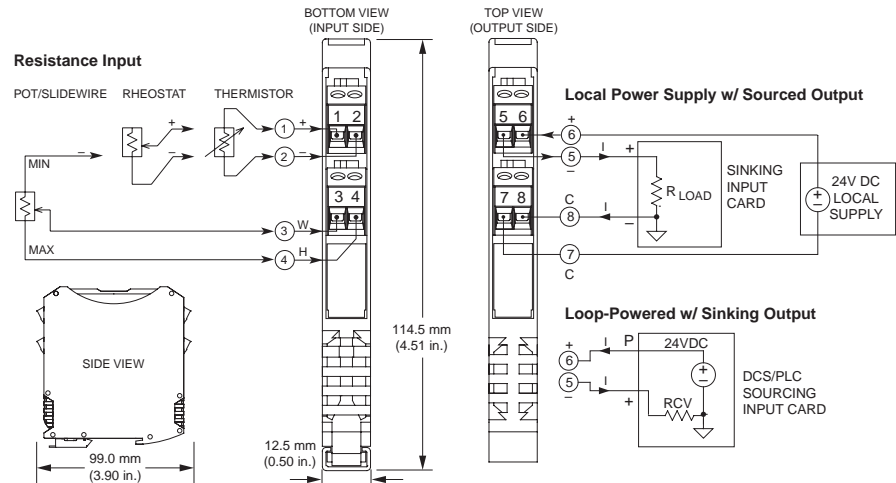
ISO9001
AS9100



Tel 877-214-6267 ■ sales@acromag.com ■ www.acromag.com ■ 30765 Wixom Rd, Wixom, MI 48393 USA

Transmitters: TT230 Series

TT234 Potentiometer / thermistor input two-wire transmitter



Potentiometer/slidewire, thermistor input ♦ 4-20mA output (sink/source) ♦ 12-32V DC loop/local power

Description

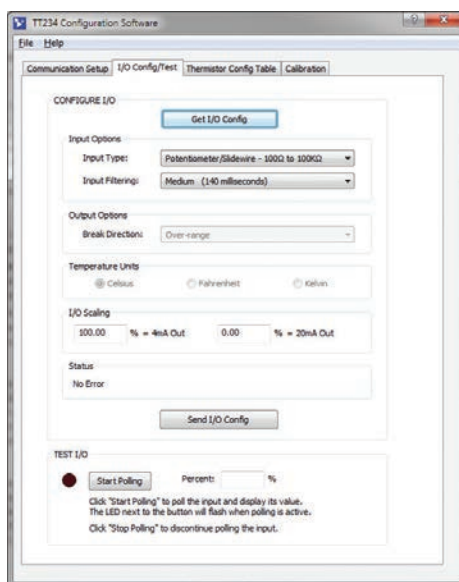
The TT234 model is a space-saving two-wire transmitter that isolates and converts a resistive sensor input to a proportional 4-20mA signal. Power is received from the output loop current or a DC supply when using a three-wire connection. The transmitter provides sensor excitation plus performs linearization, lead-wire compensation, and lead-break detection.

Setup and calibration are fast and easy with a convenient USB connection to your PC and Acromag's Windows configuration software.

Advanced signal processing capabilities, variable range input, and convenient USB programming make this instrument a very versatile temperature measurement device. These transmitters can withstand harsh industrial environments and operate reliably across a wide temperature range with very low drift. They feature RFI, EMI, ESD, EFT, and surge protection plus low radiated emissions.

Key Features & Benefits

- Easy setup and digital calibration via USB with Windows configuration software
- Interfaces 100-100kΩ potentiometer/slidewire and 100-1MΩ NTC thermistor/rheostat inputs
- Customizable thermistor linearization table with preset curves for popular resistances
- 1500V isolation between input/output circuits
- Space-saving 12.5mm (0.5 inch) unit with pluggable terminals for convenient wiring
- High accuracy, linearity, stability, and reliability
- Supports normal or reverse-acting output
- Supports sink or source output wiring
- User-selectable filtering (none, low, med., high)
- Fast response (as low as 11ms)
- Selectable upscale or downscale operation for sensor errors and lead-break detection
- NAMUR-compliant output loop current
- Shock (25g) and vibration (4g) resistant
- Wide ambient operation (-40 to 80°C)
- CE compliant. UL/cUL Class I Div 2, ATEX / IECEx Zone 2 approvals



TT230 Series Transmitter Configuration Software is downloadable (FREE) from www.acromag.com.
 Windows XP, Vista, 7, & 8

The Agility™ Config Tool is downloadable (FREE) at the [Google Play Store](https://www.google.com/search?q=Google+Play+Store).
 For Android Devices only

TT234 Model software allows you to configure transmitters offline, save the file, and download into units later, at your convenience.

Acromag 
 THE LEADER IN INDUSTRIAL I/O

Tel 877-214-6267 ■ sales@acromag.com ■ www.acromag.com ■ 30765 Wixom Rd, Wixom, MI 48393 USA



Transmitters: TT230 Series

TT234 Potentiometer / thermistor input two-wire transmitter

Performance Specifications

IMPORTANT: To prevent damage or errors from grounded PCs and surges, Acromag strongly recommends use of their USB-ISOLATOR when configuring a TT230 Series transmitter.

■ USB Interface

USB Connector

USB Mini-B type socket, 5-pin.

USB Data Rate

12Mbps. USB v1.1 and 2.0 compatible.

USB Transient Protection

Transient voltage suppression on power and data lines.

USB Cable Length

5.0 meters maximum

Driver

Not required. Uses built-in Human Interface Device (HID) USB drivers of the Windows operating system.

■ Input

Default Configuration

Pot/slidewire, 0% to 100% input, 4-20mA output, downscale break detect, medium filter.

Input Configuration

Two- or three-wire sensor input connections.

User-configurable thermistor linearization table has preset curves for resistances below at 25°C.

Programs in °C, °F, °K, or ohmic integer values only.

Input Ranges

Input Type	Input Range	Accuracy
Potentiometer	0 to 100% (100 to 100KΩ)	< ±0.01% of span
Rheostat	100 to 1MΩ	< ±0.5% of input
Thermistor 2252Ω	-40 to 100°C (-40 to 212°F)	< ±0.05°C (±0.09°F)
Thermistor 2752Ω	-40 to 100°C	< ±0.05°C (±0.09°F)
Thermistor 2795Ω	-40 to 100°C	< ±0.05°C (±0.09°F)
Thermistor 3kΩ	-40 to 100°C	< ±0.05°C (±0.09°F)
Thermistor 5kΩ	-40 to 100°C	< ±0.05°C (±0.09°F)
Thermistor 10kΩ	-40 to 100°C	< ±0.05°C (±0.09°F)
Thermistor 30kΩ	-40 to 100°C	< ±0.05°C (±0.09°F)
Custom thermistor	100 to 1MΩ	< ±0.5% of input

Input Scaling Adjust

Zero: 0 to 95% of range, typical.

Full scale: 5 to 100% of full scale range, typical.

Excitation Voltage

Thermistor/rheostat: 1.25V DC, typical.

Potentiometer: 0.3V DC, limited to 3.35mA, typical.

Lead Break (Sensor Burnout) Detection

Configurable for either upscale or downscale on thermistor or rheostat inputs. Downscale only on potentiometer/slidewire inputs.

■ Output

Output Range

4 to 20mA DC

Under-range capability 3.5mA

Over-range capability 24mA

Output Compliance

RLOAD = (V_{SUPPLY} - 11V) / 0.020A

RLOAD = 0 to 650 ohms @ 24V DC

Output DAC Resolution

16-bit D/A converter

Output Accuracy

Better than ±0.05% of span, typical (±0.1% max.) for nominal input spans. Includes the effects of repeatability, terminal point conformity, and linearization, but does not include sensor error.

Ambient Temperature Effect

Better than ±0.008% per °C of input span or ±80ppm/°C, typical. Includes the combined effects of zero and span drift over temperature.

Output Response Time (for step input change)

No filter: 11ms.

Medium filter: 150ms.

Low filter: 40ms.

High filter: 1200ms.

■ Environmental

Operating temperature

-40 to 80°C (-40° to 176°F)

Storage temperature

-40 to 85°C (-40 to 185°F)

Relative humidity

5 to 95% non-condensing

Power Requirement

12-32V DC SELV (Safety Extra Low Voltage), 24mA maximum.

Shock and Vibration Immunity

Vibration: 4g, per IEC 60068-2-6

Shock: 25g, per IEC 60068-2-27

Electromagnetic Compatibility (EMC) Compliance

Radiated Emissions: BS EN 61000-6-4, CISPR 16

RFI: BS EN 61000-6-2, IEC 61000-4-3

Conducted RFI: BS EN 61000-6-2, IEC 61000-4-6

ESD: BS EN 61000-6-2, IEC 61000-4-2

EFT: BS EN 61000-6-2, IEC 61000-4-4

Surge Immunity: BS EN 61000-6-2, IEC 61000-4-5

Approvals

CE compliant. Designed for UL/cUL Class I Division 2 Groups ABCD, ATEX / IECEx Zone 2.

■ Physical

General

General-purpose enclosure designed for mounting on 35mm "T-type" DIN rail.

Case Material

Self-extinguishing polyamide, UL94 V-0 rated, color light gray. General-purpose NEMA Type 1 enclosure.

I/O Connectors

Removable plug-in terminal blocks rated for 12A/250V; AWG #26-12, stranded or solid copper wire.

Dimensions

12.5 x 114.5 x 99.0 mm (0.5 x 4.51 x 3.90 inches).

Shipping Weight

0.22 kg (0.5 pounds) packed

Ordering Information

Models

TT234-0600

Transmitter, potentiometer/thermistor input

Services

TT230-Config/Cal

Factory custom configuration/calibration service.

Specify input type, input/output zero and full-scale values, filtering, and sensor fault settings on order.

Software

TTC-SIP (recommend one kit per customer)

Software Interface Package for Acromag TT Series transmitters. Includes configuration software CD-ROM (5040-944), isolator (USB-ISOLATOR) and two USB cables (4001-112, 4001-113).

Accessories

See www.acromag.com for more information.

USB-ISOLATOR

USB-to-USB isolator, includes USB cable (4001-112)

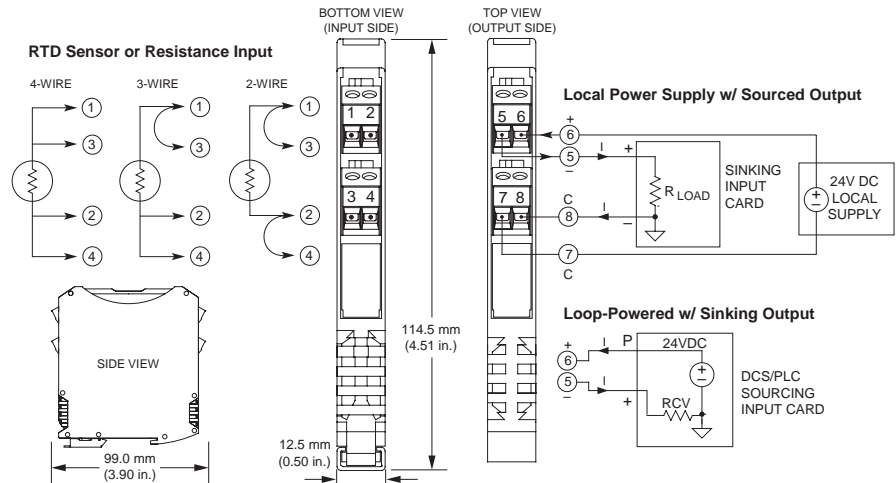
ISO9001
AS9100



Tel 877-214-6267 ■ sales@acromag.com ■ www.acromag.com ■ 30765 Wixom Rd, Wixom, MI 48393 USA

Transmitters: TT230 Series

TT235 Isolated RTD/resistance input two-wire transmitter



RTD (Pt, Ni, Cu) or 0-450 ohm input ◆ 4-20mA output (sink/source) ◆ 12-32V DC loop/local power

Description

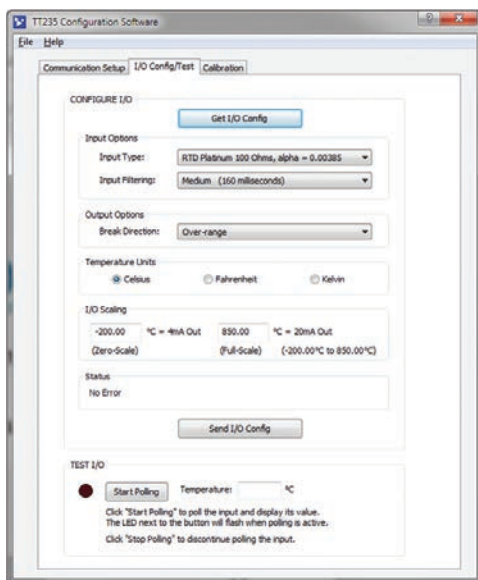
The TT235 model is a space-saving two-wire transmitter that isolates and converts an RTD sensor input to a proportional 4-20mA signal. Power is received from the output loop current or a DC supply when using a three-wire connection. The transmitter provides sensor excitation plus performs linearization, lead-wire compensation, and lead-break detection.

Setup and calibration are fast and easy with a convenient USB connection to your PC and Acromag's Windows configuration software.

Advanced signal processing capabilities, variable range input, and convenient USB programming make this instrument a very versatile temperature measurement device. These transmitters can withstand harsh industrial environments and operate reliably across a wide temperature range with very low drift. They feature RFI, EMI, ESD, EFT, and surge protection plus low radiated emissions.

Key Features & Benefits

- Easy setup and digital calibration via USB with Windows configuration software
- Selectable RTD or linear resistance input type: Pt RTD (100Ω, 200Ω, 500Ω, or 1000Ω), Ni RTD (120Ω), Cu RTD (10Ω), or Resistance (0-450Ω)
- 1500V isolation between input/output circuits
- Space-saving 12.5mm (0.5 inch) unit with pluggable terminals for convenient wiring
- High accuracy, linearity, stability, and reliability
- Supports normal or reverse-acting output
- Supports sink or source output wiring
- User-selectable filtering (none, low, med., high)
- Fast response (as low as 22ms)
- Selectable upscale or downscale operation for sensor errors and lead-break detection
- NAMUR-compliant output loop current
- Shock (25g) and vibration (4g) resistant
- Wide ambient operation (-40 to 80°C)
- CE compliant. UL/cUL Class I Div 2, ATEX / IECEx Zone 2 approvals



TT230 Series Transmitter Configuration Software is downloadable (FREE) from www.acromag.com. Windows XP, Vista, 7, & 8

The Agility™ Config Tool is downloadable (FREE) at the [Google Play Store](https://play.google.com/store/apps/details?id=com.acromag.agility) For Android Devices only

TT235 Model software allows you to configure transmitters offline, save the file, and download into units later, at your convenience.

Acromag 
THE LEADER IN INDUSTRIAL I/O

Tel 877-214-6267 ■ sales@acromag.com ■ www.acromag.com ■ 30765 Wixom Rd, Wixom, MI 48393 USA



Transmitters: TT230 Series

TT235 Isolated RTD/resistance input two-wire transmitter

Performance Specifications

IMPORTANT: To prevent damage or errors from grounded PCs and surges, Acromag strongly recommends use of their USB-ISOLATOR when configuring a TT230 Series transmitter.

■ USB Interface

USB Connector

USB Mini-B type socket, 5-pin.

USB Data Rate

12Mbps. USB v1.1 and 2.0 compatible.

USB Transient Protection

Transient voltage suppression on power and data lines.

USB Cable Length

5.0 meters maximum.

Driver

Not required. Uses built-in Human Interface Device (HID) USB drivers of the Windows operating system.

■ Input

Default Configuration

100Ω Pt RTD, $\alpha=0.00385$, -200 to 850°C input, 4-20mA output, upscale break detect, medium filter.

Input Configuration

Two-, three- or four-wire sensor input connections.

Programs in °C, °K, °F, or ohmic integer values only.

Input Ranges

Input Type	Input Range	Accuracy ²
RTD, Pt 100Ω	-200 to 850°C	±0.25°C
RTD, Pt 200Ω	-200 to 850°C	±0.30°C
RTD, Pt 500Ω	-200 to 850°C	±0.50°C
RTD, Pt 1000Ω	-200 to 850°C	±1.0°C
Ni 120Ω (Minco 7-120)	-80 to 320°C	±0.08°C
Cu 10Ω (Minco 16-9)	-200 to 270°C	±1.0°C
Resistance (linear)	0 to 25Ω	±0.05Ω
Resistance (linear)	0 to 450Ω	±0.10Ω
Resistance (linear)	0 to 9000Ω	±0.90Ω
Resistance (linear)	0 to 2250Ω	±2.25Ω
Resistance (linear) ¹	0 to 4500Ω	±4.50Ω

Note 1: Linear resistance input range approaches but does not include 0Ω and 500Ω. If exactly 0Ω or 500Ω is measured, break detection is triggered.

Note 2: Rated accuracy (in °C and % of span) applies for input spans greater than 5% of input full-scale.

Input Scaling Adjust

Zero: 0 to 95% of range, typical.

Full scale: 5 to 100% of full scale range, typical.

Lead Break (Sensor Burnout) Detection

Configurable for either upscale or downscale.

■ Output

Output Range

4 to 20mA DC

Under-range capability 3.5mA

Over-range capability 24mA

Output Compliance

$R_{LOAD} = (V_{SUPPLY} - 11V) / 0.020A$.

$R_{LOAD} = 0$ to 650 ohms @ 24V DC

Output DAC Resolution

16-bit D/A converter

Output Accuracy

Better than ±0.05% of span, typical (±0.1% max.) for nominal input spans. Includes the effects of repeatability, terminal point conformity, and linearization, but does not include sensor error.

Ambient Temperature Effect

Better than ±0.008% per °C of input span or ±80ppm/°C, typical. Includes the combined effects of zero and span drift over temperature.

Output Response Time (for step input change)

No filter: 22ms

Low filter: 50ms

Medium filter: 160ms

High filter: 1210ms

■ Environmental

Operating temperature

-40 to 80°C (-40° to 176°F)

Storage temperature

-40 to 85°C (-40 to 185°F)

Relative humidity

5 to 95% non-condensing

Power Requirement

12-32V DC SELV (Safety Extra Low Voltage), 24mA maximum.

Shock and Vibration Immunity

Vibration: 4g, per IEC 60068-2-6

Shock: 25g, per IEC 60068-2-27

Electromagnetic Compatibility (EMC) Compliance

Radiated Emissions: BS EN 61000-6-4, CISPR 16

RFI: BS EN 61000-6-2, IEC 61000-4-3

Conducted RFI: BS EN 61000-6-2, IEC 61000-4-6

ESD: BS EN 61000-6-2, IEC 61000-4-2

EFT: BS EN 61000-6-2, IEC 61000-4-4

Surge Immunity: BS EN 61000-6-2, IEC 61000-4-5

Approvals

CE compliant. Designed for UL/cUL Class I Division 2 Groups ABCD, ATEX / IECEx Zone 2.

■ Physical

General

General-purpose enclosure designed for mounting on 35mm "T-type" DIN rail.

Case Material

Self-extinguishing polyamide, UL94 V-0 rated, color light gray. General-purpose NEMA Type 1 enclosure.

I/O Connectors

Removable plug-in terminal blocks rated for 12A/250V; AWG #26-12, stranded or solid copper wire.

Dimensions

12.5 x 114.5 x 99.0 mm (0.5 x 4.51 x 3.90 inches)

Shipping Weight

0.22 kg (0.5 pounds) packed

Ordering Information

Models

TT235-0600

Transmitter, isolated RTD/resistance input.

Services

TT230-Config/Cal

Factory custom configuration/calibration service.

Specify input type, input/output zero and full-scale values, filtering, and sensor fault settings on order.

Software

TTC-SIP (recommend one kit per customer)

Software Interface Package for Acromag TT Series transmitters. Includes configuration software CD-ROM (5040-944), isolator (USB-ISOLATOR) and two USB cables (4001-112, 4001-113).

Accessories

See www.acromag.com for more information.

USB-ISOLATOR

USB-to-USB isolator, includes USB cable (4001-112)

ISO9001
AS9100



Tel 877-214-6267 ■ sales@acromag.com ■ www.acromag.com ■ 30765 Wixom Rd, Wixom, MI 48393 USA

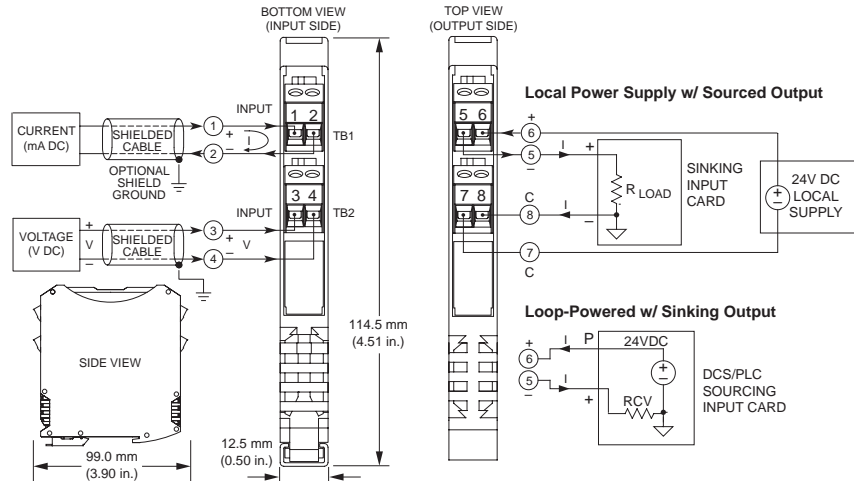


Transmitters: TT230 Series

TT236 Current/millivolt input two-wire/three-wire transmitter



**USB
Configured**



Multi-range $\pm 20\text{mA}$ or $\pm 500\text{mV}$ input ♦ 4-20mA output (sink/source) ♦ 12-32V DC loop/local power

Description

The TT236 model is a space-saving two-wire transmitter that isolates and converts a DC current or low voltage input to a proportional 4-20mA control signal. A single unit supports both voltage and current input for extra flexibility. Power is received from the output loop current or a DC supply when using a three-wire connection.

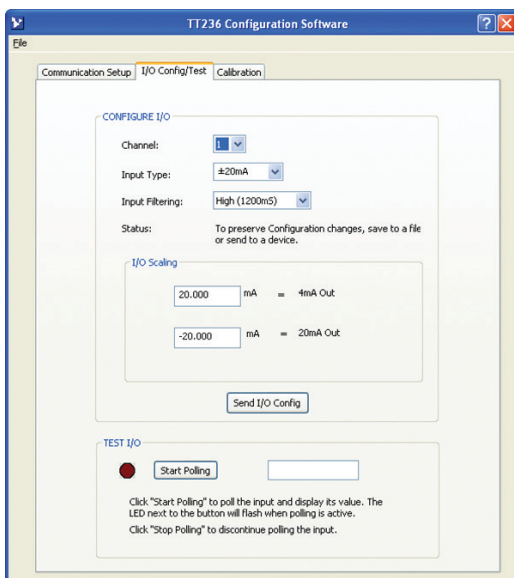
High-voltage isolation separates the input from the output circuit. Isolation protects from surges, reduces noise, and eliminates ground loop errors.

Setup and calibration are fast and easy with a convenient USB connection to your PC and Acromag's Windows configuration software.

Advanced signal processing capabilities, variable range input, and convenient USB programming make this instrument a very versatile temperature measurement device. These transmitters can withstand harsh industrial environments and operate reliably across a wide temperature range with very low drift. They feature RFI, EMI, ESD, EFT, and surge protection plus low radiated emissions.

Key Features & Benefits

- Easy setup and digital calibration via USB with Windows configuration software
- Single unit supports unipolar and bipolar input ranges up to $\pm 20\text{mA}$ or $\pm 500\text{mV}$ DC
- Accepts 0-20A AC input (with external sensor)
- Space-saving 12.5mm (0.5 inch) unit with pluggable terminals for convenient wiring
- High accuracy, linearity, stability, and reliability
- User-selectable filtering (low, medium, high)
- Supports sink or source output wiring
- Supports reverse-acting (inverse) output
- 1500V input isolation
- NAMUR-compliant output loop current
- Shock (25g) and vibration (4g) resistant
- Mounts on Type T DIN-rail
- Wide ambient operation (-40 to 80°C)
- CE compliant. UL/cUL Class I Div 2, ATEX / IECEx Zone 2 approvals



TT230 Series Transmitter Configuration Software is downloadable (FREE) from www.acromag.com. Windows XP, Vista, 7, & 8

The Agility™ Config Tool is downloadable (FREE) at the [Google Play Store](https://play.google.com/store/apps/details?id=com.acromag.agility) For Android Devices only

TT236 Model software allows you to configure transmitters offline, save the file, and download into units later, at your convenience.

Acromag 
THE LEADER IN INDUSTRIAL I/O

Tel 877-214-6267 ■ sales@acromag.com ■ www.acromag.com ■ 30765 Wixom Rd, Wixom, MI 48393 USA



Transmitters: TT230 Series

TT236 Current/millivolt input two-wire/three-wire transmitter

Performance Specifications

IMPORTANT: To prevent damage or errors from grounded PCs and surges, Acromag strongly recommends use of their USB-ISOLATOR when configuring a TT230 Series transmitter.

■ USB Interface

USB Connector

USB Mini-B type socket, 5-pin.

USB Data Rate

12Mbps. USB v1.1 and 2.0 compatible.

USB Transient Protection

Transient voltage suppression on power and data lines.

USB Cable Length

5.0 meters maximum.

Driver

Not required. Uses built-in Human Interface Device (HID) USB drivers of the Windows operating system.

■ Input

Default Configuration/Calibration

Input: 4 to 20mA, medium filter.

Output: 4 to 20mA.

Input Ranges and Accuracy

Range	Accuracy
±500mV	±0.05% of span
0 to 500mV	±0.05% of span
±20mA	±0.05% of span
0 to 20mA	±0.05% of span
4 to 20mA	±0.05% of span
0 to 11.17mA (for AC sensor)	±0.05% of span
±1mA	±0.05% of span

Error includes the effects of repeatability, terminal point conformity, and linearization.

Ambient Temperature Effect

Better than ±80ppm/°C (±0.008%/°C)

Zero Scaling Adjust

0 to 95% of range, typical

Full Scale Adjust

5 to 100% of full scale range, typical

Input Impedance

Current input: 24.9 ohms

Voltage input: 15M ohms

Input Over-Voltage Protection

Bipolar Transient Voltage Suppressors (TVS), 5.6V clamp level typical.

Input Resolution

Bipolar input: 1 part in 50000 (±25000)

Unipolar input: 1 part in 25000

Input Filter

Selectable digital filtering settings (low, medium, high).

Input Filter Bandwidth

Normal mode plus digital filtering within the ADC. Bandwidth (-3dB) varies with digital filter setting from 4Hz without filtering to 0.33Hz with high filtering.

Noise Rejection (Common Mode, High Filter)

130dB @ 60Hz, typical with 100 ohm input unbalance.

■ Output

Output Range

4 to 20mA DC

Output Compliance

$R_{LOAD} = (V_{SUPPLY} - 11V) / 0.020A$

$R_{LOAD} = 0$ to 650 ohms @ 24V DC

Output Response Time (for step input change)

Time to reach 98% of final output value (typical)	
Low filter	50 milliseconds
Medium filter	150 milliseconds
High filter	1200 milliseconds

■ Environmental

Operating temperature

-40 to 80°C (-40° to 176°F)

Storage temperature

-40 to 85°C (-40 to 185°F)

Relative humidity

5 to 95% non-condensing

Power Requirement

12-32V DC SELV (Safety Extra Low Voltage), 24mA max.

Isolation

1500V AC peak. 250V AC (354V DC) continuous isolation between input and output circuits.

Shock and Vibration Immunity

Vibration: 4g, per IEC 60068-2-6

Shock: 25g, per IEC 60068-2-27

Electromagnetic Compatibility (EMC) Compliance

Radiated Emissions: BS EN 61000-6-4, CISPR 16

RFI: BS EN 61000-6-2, IEC 61000-4-3

Conducted RFI: BS EN 61000-6-2, IEC 61000-4-6

ESD: BS EN 61000-6-2, IEC 61000-4-2

EFT: BS EN 61000-6-2, IEC 61000-4-4

Surge Immunity: BS EN 61000-6-2, IEC 61000-4-5

Approvals

CE compliant. Designed for UL/cUL Class I Division 2 Groups ABCD, ATEX / IECEx Zone 2.

■ Physical

General

General-purpose enclosure designed for mounting on 35mm "T-type" DIN rail.

Case Material

Self-extinguishing polyamide, UL94 V-0 rated, color light gray. General-purpose NEMA Type 1 enclosure.

I/O Connectors

Removable plug-in terminal blocks rated for 12A/250V; AWG #26-12, stranded or solid copper wire.

Dimensions

12.5 x 114.5 x 99.0 mm (0.5 x 4.51 x 3.90 inches)

Shipping Weight

0.22 kg (0.5 pounds) packed

Ordering Information

Models

TT236-0600

Two-wire transmitter, current/millivolt input

Services

TT230-Config/Cal

Factory custom configuration/calibration service. Specify input type, input/output zero and full-scale values, filtering, and sensor fault settings on order.

Software

TTC-SIP (recommend one kit per customer)

Software Interface Package for Acromag TT Series transmitters. Includes configuration software CD-ROM (5040-944), isolator (USB-ISOLATOR) and two USB cables (4001-112, 4001-113).

Accessories

See www.acromag.com for more information.

USB-ISOLATOR

USB-to-USB isolator, includes USB cable (4001-112)

5020-350

AC current sensor (toroidal transformer); converts 0-20A AC to 0-11.17mA DC

ISO9001
AS9100

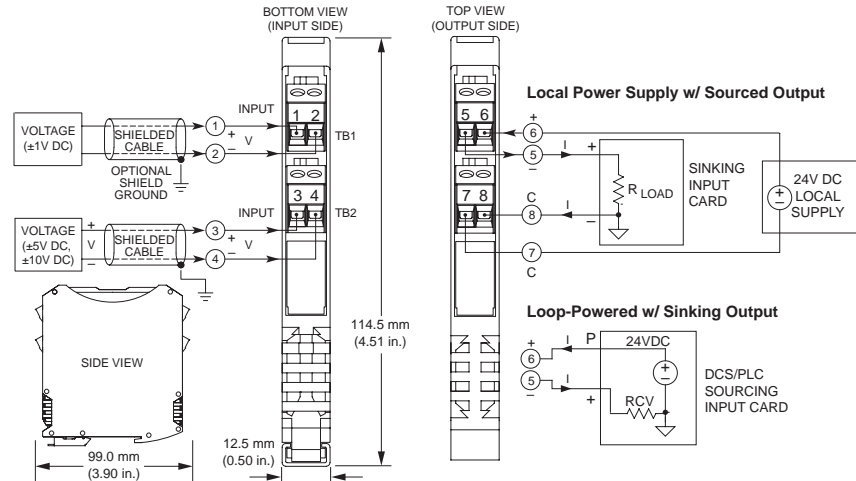


Tel 877-214-6267 ■ sales@acromag.com ■ www.acromag.com ■ 30765 Wixom Rd, Wixom, MI 48393 USA



Transmitters: TT230 Series

TT237 Process voltage input two-wire/three-wire transmitter



Multi-range $\pm 1V$, $\pm 5V$, or $\pm 10V$ input ◆ 4-20mA output (sink/source) ◆ 12-32V DC loop/local power

Description

The TT237 model is a space-saving two-wire transmitter that isolates and converts a process level DC voltage input to a proportional 4-20mA control signal. A single unit supports multiple voltage input ranges for extra flexibility. Power is received from the output loop current or a local DC supply when using a three-wire connection.

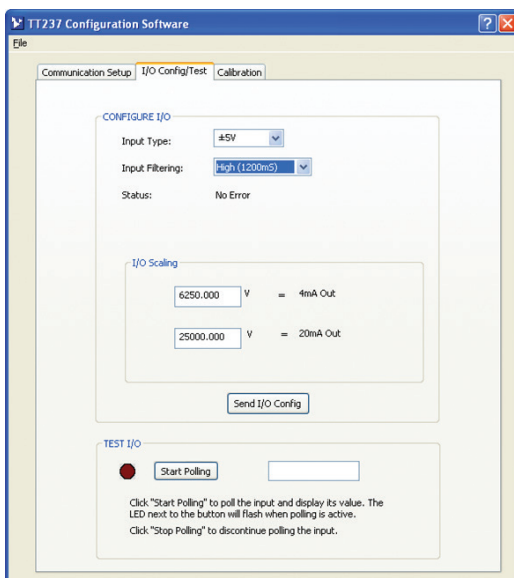
High-voltage isolation separates the input from the output circuit. Isolation protects from surges, reduces noise, and eliminates ground loop errors.

Setup and calibration are fast and easy with a convenient USB connection to your PC and Acromag's Windows configuration software.

Advanced signal processing capabilities, variable range input, and convenient USB programming make this instrument a very versatile temperature measurement device. These transmitters can withstand harsh industrial environments and operate reliably across a wide temperature range with very low drift. They feature RFI, EMI, ESD, EFT, and surge protection plus low radiated emissions.

Key Features & Benefits

- Easy setup and digital calibration via USB with Windows configuration software
- Single unit supports $\pm 1V$, $\pm 5V$, and $\pm 10V$ DC input ranges
- Space-saving 12.5mm (0.5 inch) unit with pluggable terminals for convenient wiring
- High accuracy, linearity, stability, and reliability
- User-selectable filtering (low, medium, high)
- Supports sink or source output wiring
- Supports reverse-acting (inverse) output
- 1500V input isolation
- NAMUR-compliant output loop current
- Shock (25g) and vibration (4g) resistant
- Mounts on Type T DIN-rail
- Wide ambient operation (-40 to $80^{\circ}C$)
- CE compliant. UL/cUL Class I Div 2, ATEX / IECEx Zone 2 approvals



TT230 Series Transmitter Configuration Software is downloadable (FREE) from www.acromag.com Windows XP, Vista, 7, & 8.

The Agility™ Config Tool is downloadable (FREE) at the Google Play Store For Android Devices only

TT237 Model software allows you to configure transmitters offline, save the file, and download into units later, at your convenience.



Tel 877-214-6267 ■ sales@acromag.com ■ www.acromag.com ■ 30765 Wixom Rd, Wixom, MI 48393 USA



Transmitters: TT230 Series

TT237 Process voltage input two-wire/three-wire transmitter

Performance Specifications

IMPORTANT: To prevent damage or errors from grounded PCs and surges, Acromag strongly recommends use of their USB-ISOLATOR when configuring a TT230 Series transmitter.

■ USB Interface

USB Connector

USB Mini-B type socket, 5-pin.

USB Data Rate

12Mbps. USB v1.1 and 2.0 compatible.

USB Transient Protection

Transient voltage suppression on power and data lines.

USB Cable Length

5.0 meters maximum.

Driver

Not required. Uses built-in Human Interface Device (HID) USB drivers of the Windows operating system.

■ Input

Default Configuration/Calibration

Input: $\pm 10\text{V DC}$, medium filtering

Output: 4 to 20mA

Input Ranges and Accuracy

Range	Accuracy
$\pm 1\text{V DC}$	$\pm 0.05\%$ of span
$\pm 5\text{V DC}$	$\pm 0.05\%$ of span
$\pm 10\text{V DC}$	$\pm 0.05\%$ of span

Error includes the effects of repeatability, terminal point conformity, and linearization.

Ambient Temperature Effect

Better than $\pm 80\text{ppm}/^\circ\text{C}$ ($\pm 0.008\%/^\circ\text{C}$)

Zero Scaling Adjust

0 to 95% of range, typical

Full Scale Adjust

5 to 100% of full scale range, typical

Input Impedance

$\pm 1\text{V}$ input: 15M ohms.

$\pm 5\text{V}$ input: >1M ohms

$\pm 10\text{V}$ input: >1M ohms

Input Over-Voltage Protection

Bipolar Transient Voltage Suppressors (TVS), 14V working and 18V clamp level typical.

Input Resolution

Bipolar input: 1 part in 50000 (± 25000)

Unipolar input: 1 part in 25000

Input Filter

Selectable digital filtering settings (low, medium, high).

Input Filter Bandwidth

Normal mode plus digital filtering within the ADC. Bandwidth (-3dB) varies with digital filter setting from 4Hz without filtering to 0.33Hz with high filtering.

Noise Rejection (Common Mode, High Filter)

130dB @ 60Hz, typical with 100 ohm input unbalance.

■ Output

Output Range

4 to 20mA DC.

Output Compliance

$R_{LOAD} = (V_{SUPPLY} - 11\text{V}) / 0.020\text{A}$.

$R_{LOAD} = 0$ to 650 ohms @ 24V DC.

Output Response Time (for step input change)

Time to reach 98% of final output value (typical)	
Low filter	50 milliseconds
Medium filter	150 milliseconds
High filter	1200 milliseconds

■ Environmental

Operating temperature

-40 to 80°C (-40° to 176°F)

Storage temperature

-40 to 85°C (-40 to 185°F)

Relative humidity

5 to 95% non-condensing

Power Requirement

12-32V DC SELV (Safety Extra Low Voltage), 24mA max.

Isolation

1500V AC peak. 250V AC (354V DC) continuous isolation between input and output circuits.

Shock and Vibration Immunity

Vibration: 4g, per IEC 60068-2-6

Shock: 25g, per IEC 60068-2-27

Electromagnetic Compatibility (EMC) Compliance

Radiated Emissions: BS EN 61000-6-4, CISPR 16

RFI: BS EN 61000-6-2, IEC 61000-4-3

Conducted RFI: BS EN 61000-6-2, IEC 61000-4-6

ESD: BS EN 61000-6-2, IEC 61000-4-2

EFT: BS EN 61000-6-2, IEC 61000-4-4

Surge Immunity: BS EN 61000-6-2, IEC 61000-4-5

Approvals

CE compliant. Designed for UL/cUL Class I Division 2 Groups ABCD, ATEX / IECEx Zone 2.

■ Physical

General

General-purpose enclosure designed for mounting on 35mm "T-type" DIN rail.

Case Material

Self-extinguishing polyamide, UL94 V-0 rated, color light gray. General-purpose NEMA Type 1 enclosure.

I/O Connectors

Removable plug-in terminal blocks rated for 12A/250V; AWG #26-12, stranded or solid copper wire.

Dimensions

12.5 x 114.5 x 99.0 mm (0.5 x 4.51 x 3.90 inches).

Shipping Weight

0.22 kg (0.5 pounds) packed.

Ordering Information

Models

TT237-0600

Two-wire transmitter, process voltage input.

Services

TT230-Config/Cal

Factory custom configuration/calibration service. Specify input type, input/output zero and full-scale values, filtering, and sensor fault settings on order.

Software

TTC-SIP (recommend one kit per customer)

Software Interface Package for Acromag TT Series transmitters. Includes configuration software CD-ROM (5040-944), isolator (USB-ISOLATOR) and two USB cables (4001-112, 4001-113).

Accessories

See www.acromag.com for more information.

USB-Isolator

USB-to-USB isolator, includes USB cable (4001-112)

ISO9001
AS9100

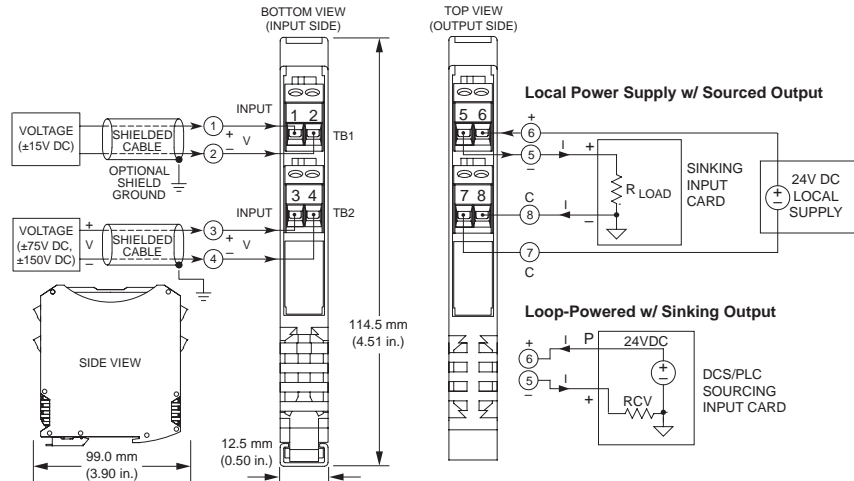


Tel 877-214-6267 ■ sales@acromag.com ■ www.acromag.com ■ 30765 Wixom Rd, Wixom, MI 48393 USA



Transmitters: TT230 Series

TT238 High voltage input two-wire/three-wire transmitter



Multi-range $\pm 15\text{V}$, $\pm 75\text{V}$, or $\pm 150\text{V}$ input ♦ 4-20mA output (sink/source) ♦ 12-32V DC loop/local power

Description

The TT238 model is a space-saving two-wire transmitter that isolates and converts a high level DC voltage input to a proportional 4-20mA control signal. A single unit supports multiple voltage input ranges for extra flexibility. Power is received from the output loop current or a local DC supply when using a three-wire connection.

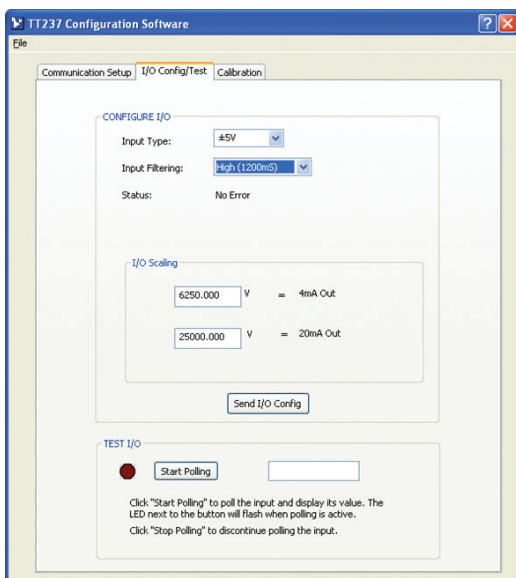
High-voltage isolation separates the input from the output circuit. Isolation protects from surges, reduces noise, and eliminates ground loop errors.

Setup and calibration are fast and easy with a convenient USB connection to your PC and Acromag's Windows configuration software.

Advanced signal processing capabilities, variable range input, and convenient USB programming make this instrument a very versatile temperature measurement device. These transmitters can withstand harsh industrial environments and operate reliably across a wide temperature range with very low drift. They feature RFI, EMI, ESD, EFT, and surge protection plus low radiated emissions.

Key Features & Benefits

- Easy setup and digital calibration via USB with Windows configuration software
- Single unit supports $\pm 15\text{V}$, $\pm 75\text{V}$, and $\pm 150\text{V}$ DC input ranges
- Space-saving 12.5mm (0.5 inch) unit with pluggable terminals for convenient wiring
- High accuracy, linearity, stability, and reliability
- User-selectable filtering (low, medium, high)
- Supports sink or source output wiring
- Supports reverse-acting (inverse) output
- 1500V input isolation
- NAMUR-compliant output loop current
- Shock (25g) and vibration (4g) resistant
- Mounts on Type T DIN-rail
- Wide ambient operation (-40 to 80°C)
- CE compliant. UL/cUL Class I Div 2, ATEX / IECEx Zone 2 approvals



TT230 Series Transmitter Configuration Software is downloadable (FREE) from www.acromag.com. Windows XP, Vista, 7, & 8

The Agility™ Config Tool is downloadable (FREE) at the [Google Play Store](https://play.google.com/store/apps/details?id=com.acromag.agility) For Android Devices only

TT238 Model software allows you to configure transmitters offline, save the file, and download into units later, at your convenience.

Acromag 
THE LEADER IN INDUSTRIAL I/O

Tel 877-214-6267 ■ sales@acromag.com ■ www.acromag.com ■ 30765 Wixom Rd, Wixom, MI 48393 USA



Transmitters: TT230 Series

TT238 High voltage input two-wire/three-wire transmitter

Performance Specifications

IMPORTANT: To prevent damage or errors from grounded PCs and surges, Acromag strongly recommends use of their USB-ISOLATOR when configuring a TT230 Series transmitter.

■ USB Interface

USB Connector

USB Mini-B type socket, 5-pin.

USB Data Rate

12Mbps. USB v1.1 and 2.0 compatible.

USB Transient Protection

Transient voltage suppression on power and data lines.

USB Cable Length

5.0 meters maximum.

Driver

Not required. Uses built-in Human Interface Device (HID) USB drivers of the Windows operating system.

■ Input

Default Configuration/Calibration

Input: $\pm 150V$, medium filtering.

Output: 4 to 20mA.

Input Ranges and Accuracy

Range	Accuracy
$\pm 15V$ DC	$\pm 0.05\%$ of span
$\pm 75V$ DC	$\pm 0.05\%$ of span
$\pm 150V$ DC	$\pm 0.05\%$ of span

Error includes the effects of repeatability, terminal point conformity, and linearization.

Ambient Temperature Effect

Better than $\pm 80\text{ppm}/^{\circ}\text{C}$ ($\pm 0.008\%/^{\circ}\text{C}$).

Zero Scaling Adjust

0 to 95% of range, typical.

Full Scale Adjust

5 to 100% of full scale range, typical.

Input Impedance

Greater than 1M ohms.

Input Over-Voltage Protection

Bipolar Transient Voltage Suppressors (TVS), 220V working typical.

Input Resolution

Bipolar input: 1 part in 50000 (± 25000)

Unipolar input: 1 part in 25000

Input Filter

Selectable digital filtering settings (low, medium, high).

Input Filter Bandwidth

Normal mode plus digital filtering within the ADC. Bandwidth (-3dB) varies with digital filter setting from 4Hz without filtering to 0.33Hz with high filtering.

Noise Rejection (Common Mode, High Filter)

130dB @ 60Hz, typical with 100 ohm input unbalance.

■ Output

Output Range

4 to 20mA DC.

Output Compliance

$R_{LOAD} = (V_{SUPPLY} - 11V) / 0.020A$.

$R_{LOAD} = 0$ to 650 ohms @ 24V DC.

Output Response Time (for step input change)

Time to reach 98% of final output value (typical)	
Low filter	50 milliseconds
Medium filter	150 milliseconds
High filter	1200 milliseconds

■ Environmental

Operating temperature

-40 to 80°C (-40° to 176°F)

Storage temperature

-40 to 85°C (-40 to 185°F)

Relative humidity

5 to 95% non-condensing

Power Requirement

12-32V DC SELV (Safety Extra Low Voltage), 24mA max.

Isolation

1500V AC peak. 250V AC (354V DC) continuous isolation between input and output circuits.

Shock and Vibration Immunity

Vibration: 4g, per IEC 60068-2-6

Shock: 25g, per IEC 60068-2-27

Electromagnetic Compatibility (EMC) Compliance

Radiated Emissions: BS EN 61000-6-4, CISPR 16

RFI: BS EN 61000-6-2, IEC 61000-4-3

Conducted RFI: BS EN 61000-6-2, IEC 61000-4-6

ESD: BS EN 61000-6-2, IEC 61000-4-2

EFT: BS EN 61000-6-2, IEC 61000-4-4

Surge Immunity: BS EN 61000-6-2, IEC 61000-4-5

Approvals

CE compliant. Designed for UL/cUL Class I Division 2 Groups ABCD, ATEX / IECEx Zone 2.

■ Physical

General

General-purpose enclosure designed for mounting on 35mm "T-type" DIN rail.

Case Material

Self-extinguishing polyamide, UL94 V-0 rated, color light gray. General-purpose NEMA Type 1 enclosure.

I/O Connectors

Removable plug-in terminal blocks rated for 12A/250V; AWG #26-12, stranded or solid copper wire.

Dimensions

12.5 x 114.5 x 99.0 mm (0.5 x 4.51 x 3.90 inches).

Shipping Weight

0.22 kg (0.5 pounds) packed.

Ordering Information

Models

TT238-0600

Two-wire transmitter, high voltage input.

Services

TT230-Config/Cal

Factory custom configuration/calibration service. Specify input type, input/output zero and full-scale values, filtering, and sensor fault settings on order.

Software

TTC-SIP (recommend one kit per customer)

Software Interface Package for Acromag TT Series transmitters. Includes configuration software CD-ROM (5040-944), isolator (USB-ISOLATOR) and two USB cables (4001-112, 4001-113).

Accessories

See www.acromag.com for more information.

USB-Isolator

USB-to-USB isolator, includes USB cable (4001-112)

ISO9001
AS9100



Tel 877-214-6267 ■ sales@acromag.com ■ www.acromag.com ■ 30765 Wixom Rd, Wixom, MI 48393 USA

Transmitters: TT230 Series

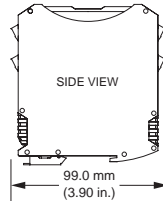
TT239 Frequency/pulse/PWM input two-wire transmitter



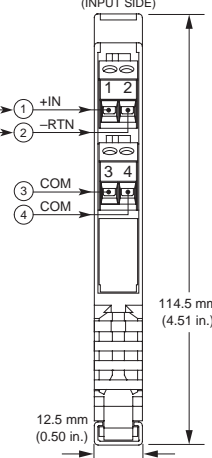
Frequency/Pulse Input



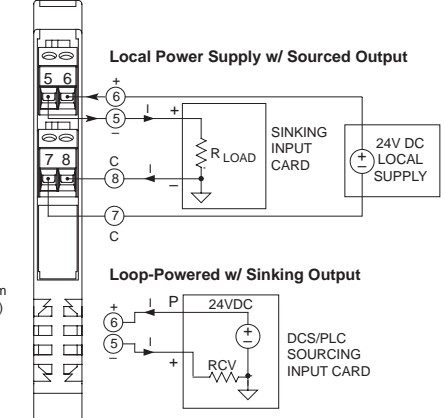
MAG PICKUP
ENCODER
LINE FREQ
TTL/PNP/NPN
DRY CONTACT
2/3-WIRE PROX SWITCH
TURBINE FLOWMETER
PULSE UNI/BIPOLAR
PWM/DUTY CYCLE



BOTTOM VIEW (INPUT SIDE)



TOP VIEW (OUTPUT SIDE)



Multi-range frequency/pulse input ♦ 4-20mA output (sink/source) ♦ 12-32V DC local/local power

Description

The TT239 model is a space-saving two-wire transmitter that isolates and converts a frequency, pulse, or pulse-width modulation (PWM) input to a proportional 4-20mA signal. You can select to measure either the input frequency or the duty cycle. Power is received from the output loop current or a DC supply when using a three-wire connection.

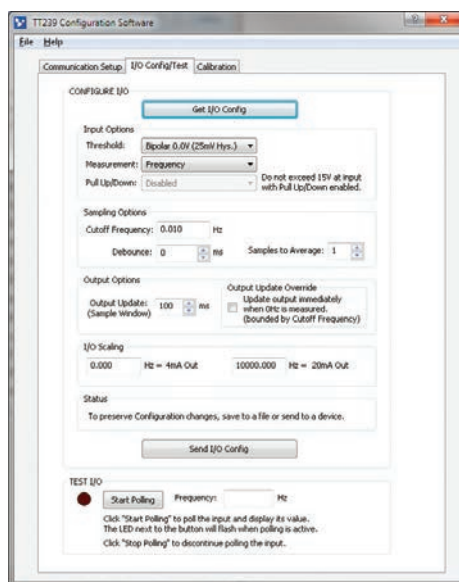
High-voltage isolation separates the input from the output circuit. Isolation protects from surges, reduces noise, and eliminates ground loop errors.

Setup and calibration are fast and easy with a convenient USB connection to your PC and Acromag's Windows configuration software.

Advanced signal processing capabilities, variable range input, and convenient USB programming make this instrument a very versatile frequency measurement device. These transmitters can withstand harsh industrial environments and operate reliably across a wide temperature range with very low drift. They feature RFI, EMI, ESD, EFT, and surge protection plus low radiated emissions.

Key Features & Benefits

- Easy setup and digital calibration via USB with Windows configuration software
- Measures frequency or duty cycle and interfaces many input types up to 100KHz
- Accepts input amplitudes up to 120VRMS ($\pm 170V$ DC, unipolar or bipolar)
- Adjustable 0Hz cut-off, sample averaging, and output update time
- Software configurable pull-up/down resistors (+4V DC input pull-up for sensors/transducers)
- 1500V isolation between input/output circuits
- Space-saving 12.5mm (0.5 inch) unit with pluggable terminals for convenient wiring
- Fast response time and high accuracy
- Supports normal or reverse-acting output
- Supports sink or source output wiring
- NAMUR-compliant output loop current
- Shock (25g) and vibration (4g) resistant
- Wide ambient operation (-40 to 80°C)
- CE compliant. UL/cUL Class I Div 2, ATEX / IECEx Zone 2 approvals



TT230 Series Transmitter Configuration Software is downloadable (FREE) from www.acromag.com. Windows® XP, Vista, 7, & 8

The Agility™ Config Tool is downloadable (FREE) at the [Google Play Store](https://play.google.com/store/apps/details?id=com.acromag.agility) For Android Devices only

TT239 Model software allows you to configure transmitters offline, save the file, and download into units later, at your convenience.

Acromag 
THE LEADER IN INDUSTRIAL I/O

Tel 877-214-6267 ■ sales@acromag.com ■ www.acromag.com ■ 30765 Wixom Rd, Wixom, MI 48393 USA



Transmitters: TT230 Series

TT239 Frequency/pulse/PWM input two-wire transmitter

Performance Specifications

IMPORTANT: To prevent damage or errors from grounded PCs and surges, Acromag strongly recommends use of their USB-ISOLATOR when configuring a TT230 Series transmitter.

■ USB Interface

USB Connector

USB Mini-B type socket, 5-pin.

USB Data Rate

12Mbps. USB v1.1 and 2.0 compatible.

USB Transient Protection

Transient voltage suppression on power and data lines.

USB Cable Length

5.0 meters maximum.

Driver

Not required. Uses built-in Human Interface Device (HID) USB drivers of the Windows operating system.

■ Input

Default Configuration/Calibration

±5.0V Square Wave; Input Threshold = Bipolar 0.0V;
Hysteresis ±25mV; Measurement = Frequency;
Pull Up/Down = Disabled; Excitation = Enabled;
0Hz Cutoff = 0.5Hz; Sample Average = 1;
Output Range = 4-20mA; I/O Scaling = 0Hz to 10KHz,
Normal Acting; Output Update = 100ms.

Frequency Input

Configurable for any range from 0Hz to 100KHz.
Accepts unipolar (non-zero crossing) or bipolar (zero crossing) input signals. 0.5Hz minimum span.
10µs minimum pulse width.

Input Ranges

Frequency Input	Output Update	Input Resolution	Typical Accuracy
0 to 100Hz	Any rate	1 part in 60000	±0.05Hz
0 to 1KHz	Any rate	1 part in 6000	±0.5Hz
0 to 5KHz	Any rate	1 part in 1200	±1Hz
0 to 10KHz	10ms	1 part in 60000	±200Hz
0 to 10KHz	100ms	1 part in 600000	±20Hz
0 to 10KHz	1000ms	1 part in 6000000	±2Hz
0 to 100KHz	10ms	1 part in 60000	±400Hz
0 to 100KHz	100ms	1 part in 600000	±40Hz
0 to 100KHz	1000ms	1 part in 6000000	±4Hz

PWM Input Carrier Freq	Cycle Range	Input Resolution	Typical Accuracy
0 to 100Hz	1 to 99%	1 part in 60000	±0.02%
0 to 1KHz	10 to 90%	1 part in 6000	±0.2%
0 to 3KHz	20 to 80%	1 part in 1200	±2.0%

Input Scaling Adjust

Zero: Adjustable over 0 to 99% of full-scale input.

Full scale: Adjustable over 0.5Hz to 100KHz.

Cut-off frequency: Adjustable over 0.01Hz to 100KHz.

Input Pull-up/Pull-down (internal, software-select)

Configurable 12.4KΩ pull-up to +4V and 1KΩ pull-down to -FRTN, or disabled. 15V DC maximum input. 4V pull-up with ±28mV hysteresis or 3V when ±84mV.

Unipolar Signal Configuration:

Amplitude: 0 to 3V DC min., 0 to 170V DC max.

Thresholds: Configurable for 1.6V DC (±25mV hysteresis) or 5V DC (±83mV hysteresis), typical.

Bipolar Signal Configuration:

Amplitude: ±50 to ±200mV min. (depending on range and hysteresis), 120Vrms max. (±170V DC).

Thresholds: 0mV nominal (±25 or ±83mV hysteresis).

■ Output

Output Range

4 to 20mA DC, wired as sink or source.

Under-range capability 3.6mA. Over-range 24mA.

Output Compliance

$R_{LOAD} = (V_{SUPPLY} - 12V) / 0.020A$.

$R_{LOAD} = 0$ to 600 ohms @ 24V DC.

Output DAC Resolution

16-bit D/A converter

Output Update

Software configurable from 10ms to 5000ms.

Determines the rate at which the output signal is updated, unless optionally overridden.

Output Settling Time

1ms, 0% to 98% for a step-change in input, typical.

Output Accuracy

Better than ±0.05% of span, typical (±0.1% max.) for nominal input spans. Includes the effects of repeatability, terminal point conformity, and linearization, but does not include sensor error.

Ambient Temperature Effect

Better than ±0.0020% per °C of input span or ±20ppm/°C, typical. Includes the combined effects of zero and span drift over temperature.

■ Environmental

Temperature Range

Operation: -40 to 80°C (-40° to 176°F)

Storage: -40 to 85°C (-40 to 185°F)

Relative humidity

5 to 95% non-condensing

Power Requirement

12-32V DC SELV (Safety Extra Low Voltage), 24mA maximum.

Isolation

1500V AC peak. 250V AC (354V DC) continuous isolation between input and output circuits.

Shock and Vibration Immunity

Vibration: 4g, per IEC 60068-2-6

Shock: 25g, per IEC 60068-2-27

Electromagnetic Compatibility (EMC) Compliance

Radiated Emissions: BS EN 61000-6-4, CISPR 16

RFI: BS EN 61000-6-2, IEC 61000-4-3

Conducted RFI: BS EN 61000-6-2, IEC 61000-4-6

ESD: BS EN 61000-6-2, IEC 61000-4-2

EFT: BS EN 61000-6-2, IEC 61000-4-4

Surge Immunity: BS EN 61000-6-2, IEC 61000-4-5

Approvals

CE compliant. Designed for UL/cUL Class I Division 2 Groups ABCD, ATEX / IECEx Zone 2

■ Physical

General

General-purpose enclosure designed for mounting on 35mm "T-type" DIN rail.

Case Material

Self-extinguishing polyamide, UL94 V-0 rated, color light gray. General-purpose NEMA Type 1 enclosure.

I/O Connectors

Removable plug-in terminal blocks rated for 12A/250V; AWG #26-12, stranded or solid copper wire.

Dimensions

12.5 x 114.5 x 99.0 mm (0.5 x 4.51 x 3.90 inches)

Shipping Weight

0.22 kg (0.5 pounds) packed

Ordering Information

Models

TT239-0600

Transmitter, isolated frequency/pulse/PWM input

Services

TT230-Config/Cal

Factory custom configuration/calibration service. Specify input type, input/output zero and full-scale values, filtering, and sensor fault settings on order.

Software

TTC-SIP (recommend one kit per customer)

Software Interface Package for Acromag TT Series transmitters. Includes configuration software CD-ROM (5040-944), isolator (USB-ISOLATOR) and two USB cables (4001-112, 4001-113).

Accessories

See www.acromag.com for more information.

USB-Isolator

USB-to-USB isolator, includes USB cable (4001-112)

ISO9001
AS9100




Tel 877-214-6267 ■ sales@acromag.com ■ www.acromag.com ■ 30765 Wixom Rd, Wixom, MI 48393 USA

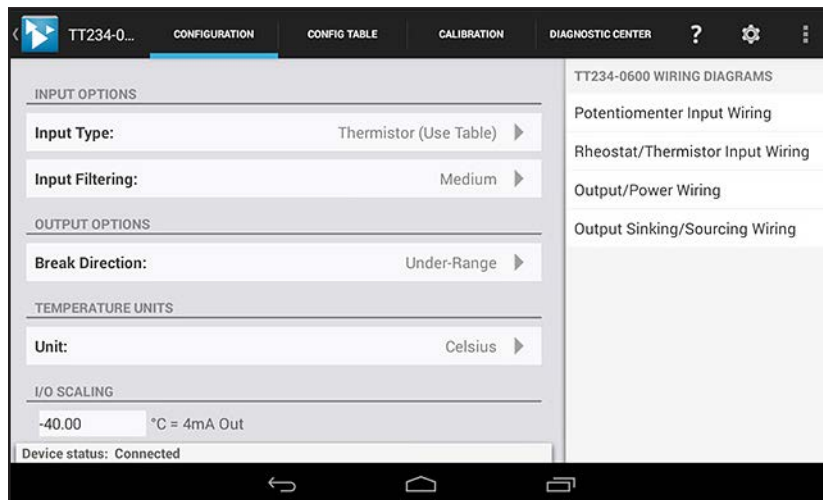
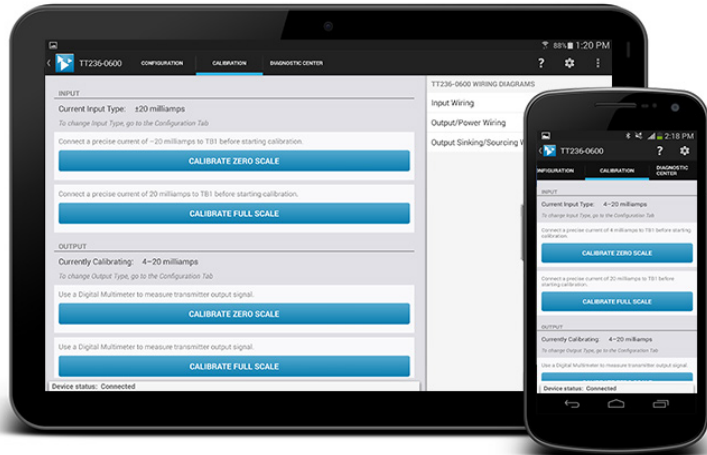
Transmitters: TT Series

Acromag Agility™ Config Tool Mobile Application

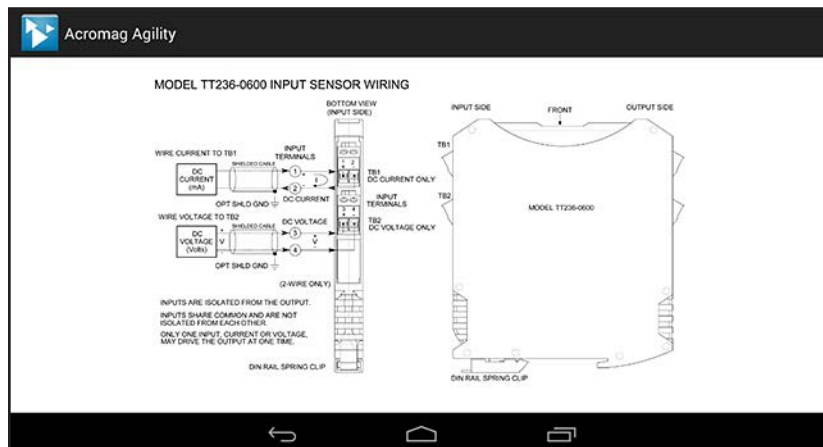
The Agility™ Config Tool is a mobile application that allows easy setup and configuration of Acromag TT Series transmitters via a tethered mobile device.

This free app is available for Android devices at the Google Play store at [Acromag Agility™ Config Tool](#).

Demo the software, no need for a module. To enter demo mode simply tap the  icon in the upper left corner 8 times.



With a couple of taps, quickly configure input, output, unit and scaling options.



Quick and easy access to the wiring diagram, even offline without internet access.

Key Features & Benefits

- Connects to Acromag TT Series transmitters (except models TT231)
- Requires the use of USB OTG Cable (Acromag part #: 5028-565) and USB A to Mini B Cable (Acromag part #: 4001-113)
- Configures and calibrates TT Series products via phone or tablet running Android 4.3 ICS (Ice Cream Sandwich) or later.
- View wiring diagrams, even without an internet connection
- Perform quick and easy field diagnostics and troubleshooting
- Ideal for field technicians



Acromag 
THE LEADER IN INDUSTRIAL I/O

Tel 877-214-6267 ■ sales@acromag.com ■ www.acromag.com ■ 30765 Wixom Rd, Wixom, MI 48393 USA

Transmitters: TT230 Series



Accessories

◆ Configuration Software



TT230 Series Configuration

Simple to use, whether you need the full software interface package (includes USB isolator and cables) or just the configuration software itself. Acromag makes it easy to get started.

Acromag Agility™ Config Tool

Easy to download, configuration tool mobile app for free download at the [Google Play Store](#).

Ordering Information

[TTC-SIP](#)

Software Interface Package, includes: configuration software CD-ROM, USB-Isolator, and two USB cables (4001-112, 4001-113).

[TT230-Config/Cal](#)

Factory custom configuration/calibration service for all TT230 models.

[TT230-CONFIG](#)

Free download of TT230 Transmitter Configuration Software.

◆ Mounting Hardware



Din-Rail Mounting

For your convenience, Acromag offers several mounting accessories to simplify your system installation. Our 19" rack-mount kit provides a clean solution for mounting your I/O modules and a power supply. Or you can buy pre-cut DIN rail strips for mounting on any flat surface.

Ordering Information

[20RM-16-DIN](#)

19" rack-mount kit with DIN rail.

[DIN RAIL 3.0](#)

[DIN RAIL 16.7](#)

DIN rail strip, Type T, 3 inches (75mm) or 16.7 inches (425mm)

◆ Power Supplies



Universal Slimline Power Supplies

Input Power Requirement
Universal Input (85-264V AC / 100-370V DC)
Output
10W, 15W, 30W, 60W, 90W, 120W, 240W

Ordering Information

[PSSR-VB24](#)

Power supply, 15W, 0.65A at 24V DC

[PSSR-VD24](#)

Power supply, 60W, 2.5A at 24V DC

Visit www.acromag.com for additional models and more information.

◆ USB Isolator



USB-to-USB Isolator

This compact, industrial-grade isolator provides a high-voltage isolation barrier between a computer and a connected USB device; protecting equipment from electrical surges, transient voltage spikes, and ground loop currents.

Ordering Information

[USB-Isolator](#)

USB isolator, includes USB cable (Part # 4001-112) for isolator-to-PC connection

◆ USB Cables



Cables for PC-to-USB isolator, USB isolator-to-transmitter connections, and mobile device-to-USB isolator-to-transmitter connections.

Ordering Information

[4001-112](#)

USB Cable, Type A to Type B, 1 meter

[4001-113](#)

USB Cable, Type A to Mini-B, 1 meter

[5028-565](#)

USB Cable, USB OTG Cable, 6 inches