



## Isolated Transmitters



## Potentiometer/ Slidewire Input

These models convert sensor inputs to proportional process current or voltage output signals.

### Models

250T: Loop-powered transmitter series

350T: DC-powered transmitter series

450T: AC-powered transmitter series

### Input Ranges

- Resistance, 100 to 10,000 ohm three-wire pot/slidewire

### Output Ranges

- DC current: 4 to 20mA
- DC voltage: 0 to 5V or 0 to 10V

### Power Requirements

- 250T: 12 to 50V DC @ 20mA (loop-powered)

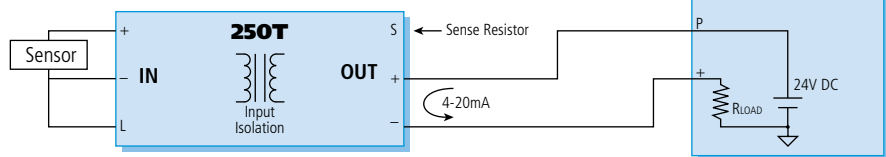
- 350T: DC voltage source (see table below)

Output range	Power
4 to 20mA	10 to 36V DC @ 30mA
0 to 5V	10 to 36V DC @ 9mA
0 to 10V	12.5 to 36V DC @ 9mA

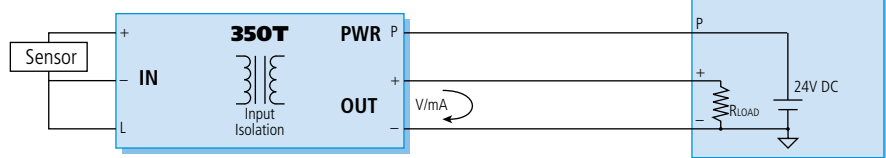
- 450T: 115V or 230V AC, ±10%, 50 to 60Hz

Output range	Power
4 to 20mA	115V AC @ 0.050A
4 to 20mA	230V AC @ 0.025A
0 to 5V, 0 to 10V	115V AC @ 0.020A
0 to 5V, 0 to 10V	230V AC @ 0.010A

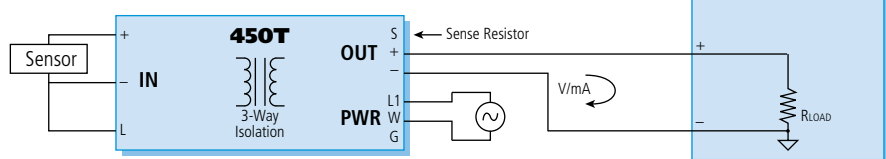
### 250T Loop-Powered (2-wire) Transmitter



### 350T DC-Powered (3-wire) Transmitter



### 450T AC-Powered (4-wire) Transmitter



## Special Features

- Excellent accuracy and stability ensure reliable measurements in harsh industrial environments.
- RFI and EMI resistance minimize the effects of environmental noise.
- 75% span adjustment enables precise application calibration.
- Compact, 1-inch wide housing uses less space for easier installation in control panels.
- Low power consumption. 350T units operate on currents as low as 9mA to help prevent expensive upgrades to larger power supplies.
- 1500V AC peak isolation (250V AC or 354V DC continuous) prevents ground loops.

#### 250T models:

Input isolated from output/power.

#### 350T models:

Input isolated from output and power. Output and power share a common.

#### 450T models:

3-way isolation. Input, output, and power circuits are isolated from each other.

## Performance

#### Ambient Temperature Range

Operating: -13 to 185°F (-25 to 85°C).

Storage: -40 to 185°F (-40 to 85°C).

#### Accuracy

±0.1% of calibrated span. Includes repeatability, hysteresis, terminal point linearity, and adjustment resolution.

#### Ambient Temperature Effect

Less than ±0.01% of output span per °F (±0.018% per °C). (Specification includes the combined effects of zero and span over temperature).

#### Noise Resistance

RFI: Less than ±0.5% of output span effect.

EMI: Less than ±0.25% of output span effect.

#### Noise Rejection

Common Mode: 120dB at 60Hz, 100 ohm unbalance.

Normal Mode: 26dB at 60Hz, 100 ohm source.

#### Response Time

Output reaches 98% of output span in 300mS.

#### Bandwidth

-3dB at 3 Hz, typical.

#### Output Compliance

250T:  $R_{LOAD} (max.) = (V_{SUPPLY} - 12V) / 20mA$ .

350T:  $R_{LOAD} (max.) = (V_{SUPPLY} - 2.5V) / 20mA$ .

450T:  $R_{LOAD} = 600 \text{ ohms}$ .



## Ordering Information

Select one option from each column. Example: 450T-P-V0-2-DIN-NCR

NOTE: Factory calibration is not available. Zero and full scale values vary for each application.

Base	Input	Mounting		Approval
250T	-P	-DIN	-N4	-NCR
		-ST	-N12	
		-SM	-XP	

Note:  
All 250Ts have 4 to 20mA output and are loop-powered.

Base	Input	Output	Mounting	Approval
350T	-P	-Y	-DIN	-NCR
		-V0		
		-V5		

Note:  
All 350Ts accept 10 to 36V DC power supply.

Base	Input	Output	Power	Mounting	Approval
450T	-P	-Y	-1	-DIN	-NCR
		-V0	-2		
		-V5			

## Accessories

### Power supplies

See Power Supplies on Page 199.

### DIN RAIL 3.0

### DIN RAIL 16.7

DIN rail strip, Type T, 3 inches (75mm) or 16.7 inches (425mm)

### 20RM-16-DIN

19" rack-mount kit with DIN rail. Holds sixteen 250T/350Ts or ten 450T transmitters.

### 350T-N4-WM

NEMA 4 water-tight enclosure, wall-mount. Holds two 350Ts or one 450T transmitter.

### 350T-N12-WM

NEMA 12 oil-tight enclosure, wall-mount. Holds two 350Ts or one 450T transmitter.

## Retired Models

450T-P-V0-2-DIN-NCR

## Input Options

-P: Potentiometer/Slidewire Input

100 to 10,000 ohms

Span adjust: 25 to 100% of slidewire resistance

Zero adjust: 0 to 75% of slidewire resistance

Excitation: 0.2V DC (current limited to 3.0mA).

## Output Options (350T, 450T only)

-Y: 4 to 20mA DC.

-V0: 0 to 10V DC into 10K ohms or greater

-V5: 0 to 5V DC into 5K ohms or greater

## Power Options (450T only)

-1: 115V AC power

-2: 230V AC power

## Mounting Options

### Mountings

-DIN: DIN rail G or T mount

-ST: SNAPTRACK mount [250T only]

-SM: Surface-mount [250T only]

### External housings

-N4: NEMA 4, water-tight [250T only], holds two

-N12: NEMA 12, oil-tight [250T only], holds two

-XP: Explosion-proof NEMA 4 [250T only], holds one

## Approval Options

-NCR: No certification/approval required.