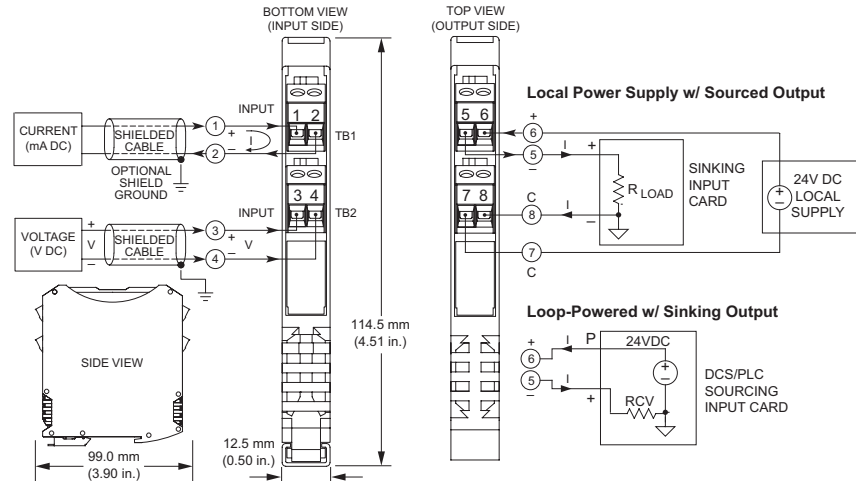


# Transmitters: TT230 Series

**TT236** Current/millivolt input two-wire/three-wire transmitter



Multi-range  $\pm 20\text{mA}$  or  $\pm 500\text{mV}$  input ◆ 4-20mA output (sink/source) ◆ 12-32V DC loop/local power

## Description

The TT236 model is a space-saving two-wire transmitter that isolates and converts a DC current or low voltage input to a proportional 4-20mA control signal. A single unit supports both voltage and current input for extra flexibility. Power is received from the output loop current or a DC supply when using a three-wire connection.

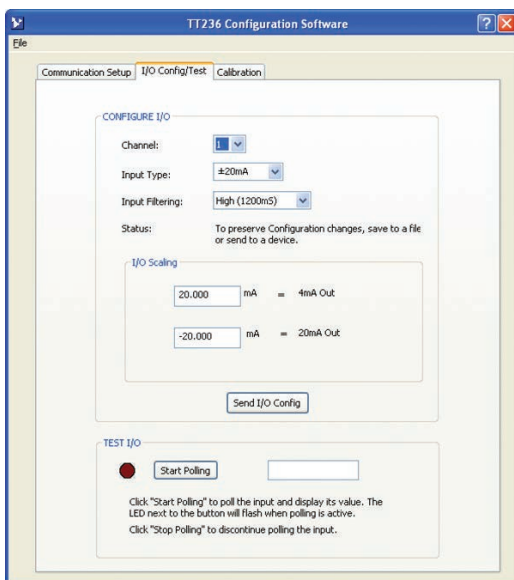
High-voltage isolation separates the input from the output circuit. Isolation protects from surges, reduces noise, and eliminates ground loop errors.

Setup and calibration are fast and easy with a convenient USB connection to your PC and Acromag's Windows configuration software.

Advanced signal processing capabilities, variable range input, and convenient USB programming make this instrument a very versatile temperature measurement device. These transmitters can withstand harsh industrial environments and operate reliably across a wide temperature range with very low drift. They feature RFI, EMI, ESD, EFT, and surge protection plus low radiated emissions.

## Key Features & Benefits

- Easy setup and digital calibration via USB with Windows configuration software
- Single unit supports unipolar and bipolar input ranges up to  $\pm 20\text{mA}$  or  $\pm 500\text{mV}$  DC
- Accepts 0-20A AC input (with external sensor)
- Space-saving 12.5mm (0.5 inch) unit with pluggable terminals for convenient wiring
- High accuracy, linearity, stability, and reliability
- User-selectable filtering (low, medium, high)
- Supports sink or source output wiring
- Supports reverse-acting (inverse) output
- 1500V input isolation
- NAMUR-compliant output loop current
- Shock (25g) and vibration (4g) resistant
- Mounts on Type T DIN-rail
- Wide ambient operation (-40 to 80°C)
- CE compliant. UL/cUL Class I Div 2, ATEX / IECEx Zone 2 approvals



TT230 Series Transmitter Configuration Software is downloadable (FREE) from [www.acromag.com](http://www.acromag.com). Windows XP, Vista, 7, & 8

The Agility™ Config Tool is downloadable (FREE) at the [Google Play Store](https://play.google.com/store/apps/details?id=com.acromag.agility). For Android Devices only

TT236 Model software allows you to configure transmitters offline, save the file, and download into units later, at your convenience.



Tel 877-214-6267 ■ [sales@acromag.com](mailto:sales@acromag.com) ■ [www.acromag.com](http://www.acromag.com) ■ 30765 Wixom Rd, Wixom, MI 48393 USA

# Transmitters: TT230 Series

## TT236 Current/millivolt input two-wire/three-wire transmitter

### Performance Specifications

**IMPORTANT:** To prevent damage or errors from grounded PCs and surges, Acromag strongly recommends use of their USB-ISOLATOR when configuring a TT230 Series transmitter.

#### ■ USB Interface

##### USB Connector

USB Mini-B type socket, 5-pin.

##### USB Data Rate

12Mbps. USB v1.1 and 2.0 compatible.

##### USB Transient Protection

Transient voltage suppression on power and data lines.

##### USB Cable Length

5.0 meters maximum.

##### Driver

Not required. Uses built-in Human Interface Device (HID) USB drivers of the Windows operating system.

#### ■ Input

##### Default Configuration/Calibration

Input: 4 to 20mA, medium filter.

Output: 4 to 20mA.

##### Input Ranges and Accuracy

Range	Accuracy
±500mV	±0.05% of span
0 to 500mV	±0.05% of span
±20mA	±0.05% of span
0 to 20mA	±0.05% of span
4 to 20mA	±0.05% of span
0 to 11.17mA (for AC sensor)	±0.05% of span
±1mA	±0.05% of span

Error includes the effects of repeatability, terminal point conformity, and linearization.

##### Ambient Temperature Effect

Better than ±80ppm/°C (±0.008%/°C).

##### Zero Scaling Adjust

0 to 95% of range, typical.

##### Full Scale Adjust

5 to 100% of full scale range, typical.

##### Input Impedance

Current input: 24.9 ohms.

Voltage input: 15M ohms

##### Input Over-Voltage Protection

Bipolar Transient Voltage Suppressors (TVS), 5.6V clamp level typical.

##### Input Resolution

Bipolar input: 1 part in 50000 (±25000)

Unipolar input: 1 part in 25000

##### Input Filter

Selectable digital filtering settings (low, medium, high).

##### Input Filter Bandwidth

Normal mode plus digital filtering within the ADC. Bandwidth (-3dB) varies with digital filter setting from 4Hz without filtering to 0.33Hz with high filtering.

##### Noise Rejection (Common Mode, High Filter)

130dB @ 60Hz, typical with 100 ohm input unbalance.

#### ■ Output

##### Output Range

4 to 20mA DC.

##### Output Compliance

$R_{LOAD} = (V_{SUPPLY} - 11V) / 0.020A$ .

$R_{LOAD} = 0$  to 650 ohms @ 24V DC.

##### Output Response Time (for step input change)

Time to reach 98% of final output value (typical)	
Low filter	50 milliseconds
Medium filter	150 milliseconds
High filter	1200 milliseconds

#### ■ Environmental

##### Operating temperature

-40 to 80°C (-40° to 176°F).

##### Storage temperature

-40 to 85°C (-40 to 185°F).

##### Relative humidity

5 to 95% non-condensing.

##### Power Requirement

12-32V DC SELV (Safety Extra Low Voltage), 24mA max.

##### Isolation

1500V AC peak. 250V AC (354V DC) continuous isolation between input and output circuits.

##### Shock and Vibration Immunity

Vibration: 4g, per IEC 60068-2-64.

Shock: 25g, per IEC 60068-2-27.

##### Electromagnetic Compatibility (EMC) Compliance

Radiated Emissions: BS EN 61000-6-4, CISPR 16.

RFI: BS EN 61000-6-2, IEC 61000-4-3.

Conducted RFI: BS EN 61000-6-2, IEC 61000-4-6.

ESD: BS EN 61000-6-2, IEC 61000-4-2.

EFT: BS EN 61000-6-2, IEC 61000-4-4.

Surge Immunity: BS EN 61000-6-2, IEC 61000-4-5.

##### Approvals

CE compliant. Designed for UL/CUL Class I Division 2 Groups ABCD, ATEX / IECEx Zone 2.

Ⓢ II 3 G Ex nA IIC T4 Gc -40°C ≤ Ta ≤ +80°C

#### ■ Physical

##### General

General-purpose enclosure designed for mounting on 35mm "T-type" DIN rail.

##### Case Material

Self-extinguishing polyamide, UL94 V-0 rated, color light gray. General-purpose NEMA Type 1 enclosure.

##### I/O Connectors

Removable plug-in terminal blocks rated for 12A/250V; AWG #26-12, stranded or solid copper wire.

##### Dimensions

12.5 x 114.5 x 99.0 mm (0.5 x 4.51 x 3.90 inches).

##### Shipping Weight

0.22 kg (0.5 pounds) packed.

### Ordering Information

#### Models

##### TT236-0600

Two-wire transmitter, current/millivolt input.

#### Services

##### TT230-Config/Cal

Factory custom configuration/calibration service. Specify input type, input/output zero and full-scale values, filtering, and sensor fault settings on order.

#### Software

##### TTC-SIP (recommend one kit per customer)

Software Interface Package for Acromag TT Series transmitters. Includes configuration software CD-ROM (5040-944), isolator (USB-ISOLATOR) and two USB cables (4001-112, 4001-113).

#### Accessories

See [www.acromag.com](http://www.acromag.com) for more information.

##### USB-ISOLATOR

USB-to-USB isolator, includes USB cable (4001-112).

##### 5020-350

AC current sensor (toroidal transformer); converts 0-20A AC to 0-11.17mA DC.

ISO9001  
AS9100   
MADE IN USA

 THE LEADER IN INDUSTRIAL I/O


Tel 877-214-6267 ■ [sales@acromag.com](mailto:sales@acromag.com) ■ [www.acromag.com](http://www.acromag.com) ■ 30765 Wixom Rd, Wixom, MI 48393 USA

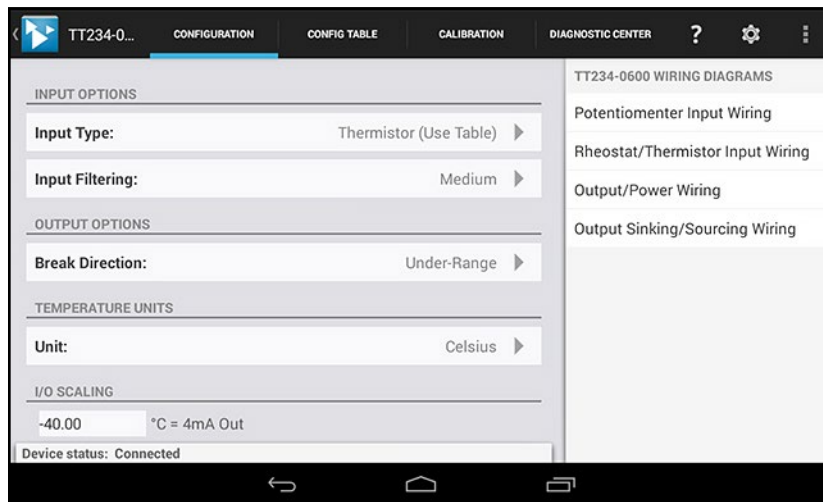
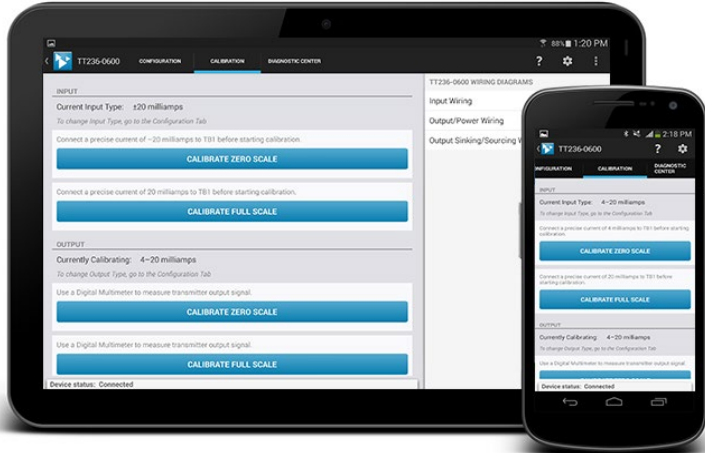
# Transmitters: TT Series

## Acromag Agility™ Config Tool Mobile Application

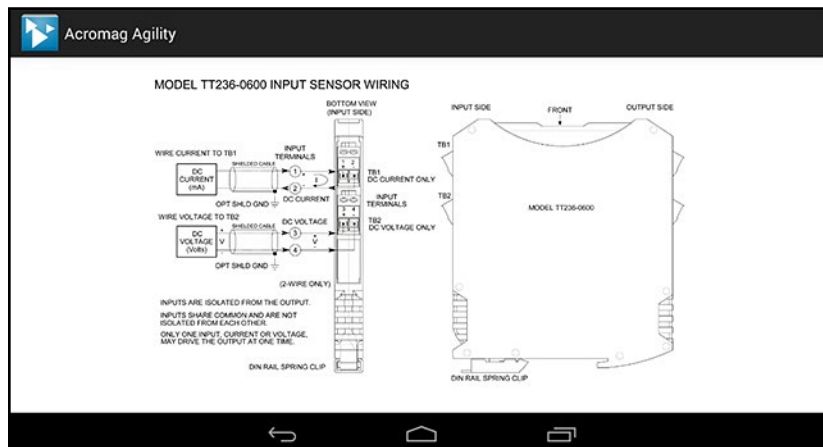
The Agility™ Config Tool is a mobile application that allows easy setup and configuration of Acromag TT Series transmitters via a tethered mobile device.

This free app is available for Android devices at the Google Play store at [Acromag Agility™ Config Tool](#).

Demo the software, no need for a module. To enter demo mode simply tap the  icon in the upper left corner 8 times.



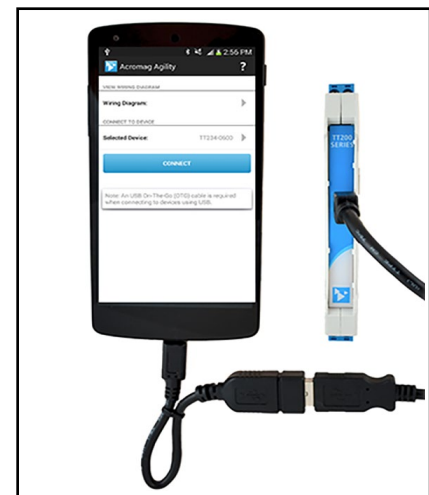
With a couple of taps, quickly configure input, output, unit and scaling options.



Quick and easy access to the wiring diagram, even offline without internet access.

### Key Features & Benefits

- Connects to Acromag TT Series transmitters (except models TT231)
- Requires the use of USB OTG Cable (Acromag part #: 5028-565) and USB A to Mini B Cable (Acromag part #: 4001-113)
- Configures and calibrates TT Series products via phone or tablet running Android 4.3 ICS (Ice Cream Sandwich) or later.
- View wiring diagrams, even without an internet connection
- Perform quick and easy field diagnostics and troubleshooting
- Ideal for field technicians



**Acromag**  THE LEADER IN INDUSTRIAL I/O

Tel 248-295-0880 ■ Fax 248-624-9234 ■ sales@acromag.com ■ www.acromag.com ■ 30765 Wixom Rd, Wixom, MI 48393 USA